

**CONFIGURATION**

/S Modifier 65-45-12 Ductile Iron, Buna-N, Chem. Black

**TECHNICAL DATA**

Body Type	Line mount
Interface	None
Body Features	Cross port with gauge ports
Mounting Hole Thread	.375-16 UNC - 2B in.
Mounting Hole Depth	.62 in.
Mounting Hole Quantity	2
Open Cavities	2
Cavity	T-3A
Port Size	SAE 16
Model Weight	14.83 lb.

**NOTES**

**Important:** Carefully consider the maximum system pressure. The pressure rating of the manifold is dependent on the manifold material, with the port type/size a secondary consideration. Manifolds constructed of aluminum are not rated for pressures higher than 3000 psi (210 bar), regardless of the port type/size specified.

**PORT DESIGNATORS**

Modifiers	Ports
YCM, /10, /11	Ports 1 & 2: SAE 16; Gage Port: 1/4" NPTF;

**CONFIGURATION OPTIONS**  
Model Code Example: YCM/S

**MODIFIER** \_\_\_\_\_ **(/S)**

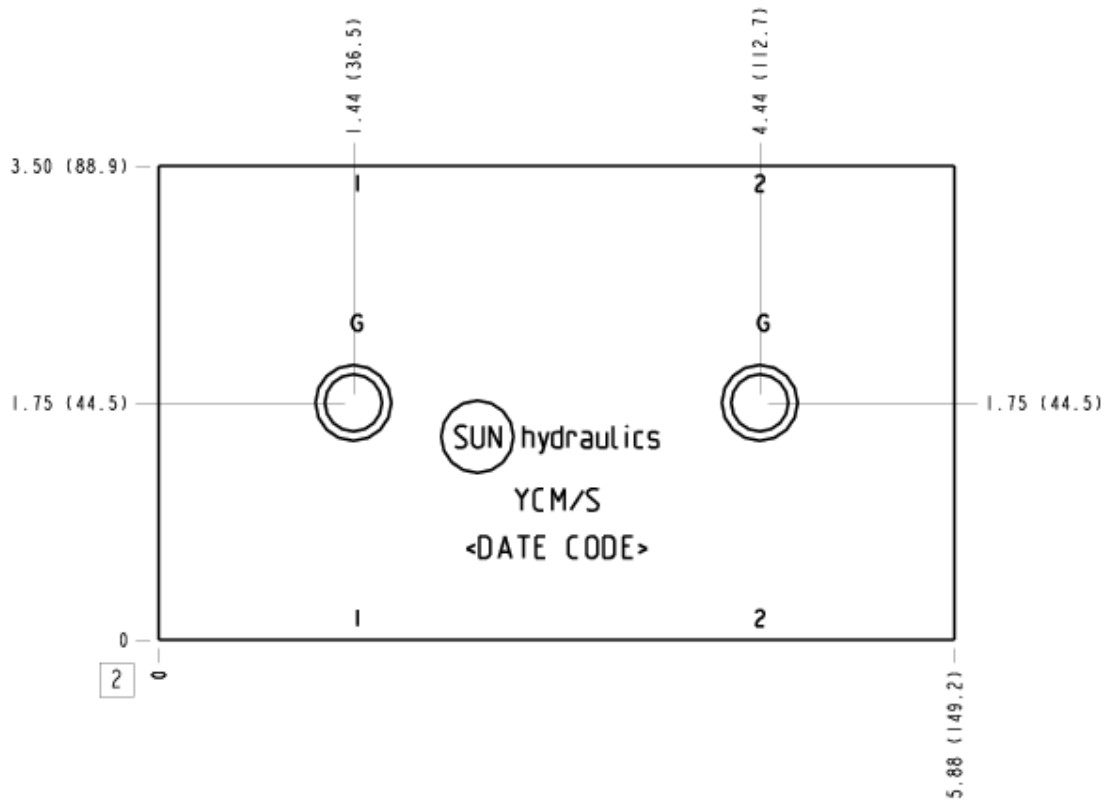
- /S** 65-45-12 Ductile Iron, Buna-N, Chem. Black
- 6061-T651 Aluminum, Buna-N
- /11** 6061-T651 Aluminum, Buna-N, Clear Anodize - Per MIL SPEC 8625F Type II, Class I
- /10** 6061-T651 Aluminum, Buna-N, Black Anodize - Per MIL SPEC 8625F Type II, Class II
- /S3** 65-45-12 Ductile Iron, Buna-N, Trivalent Clear Zinc with Top Sealer

# MANIFOLD FACES

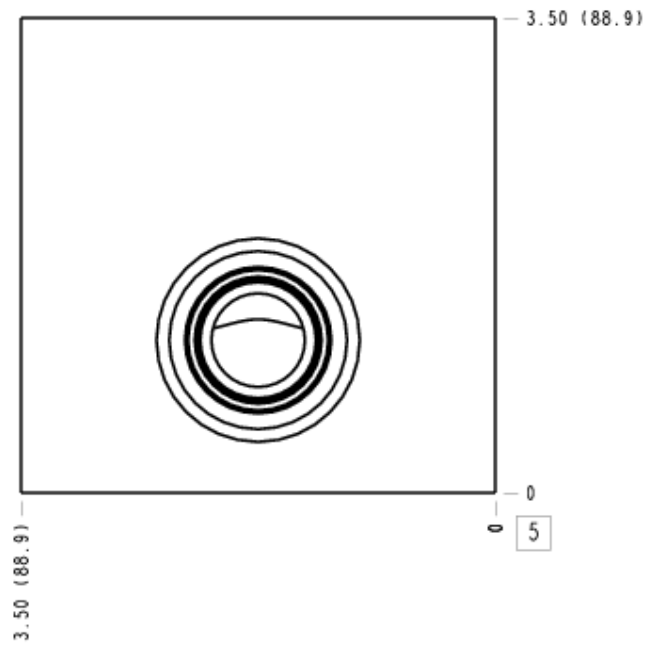
## FACE GRID

1	2	3	4
5	6	7	8
9	10	11	12

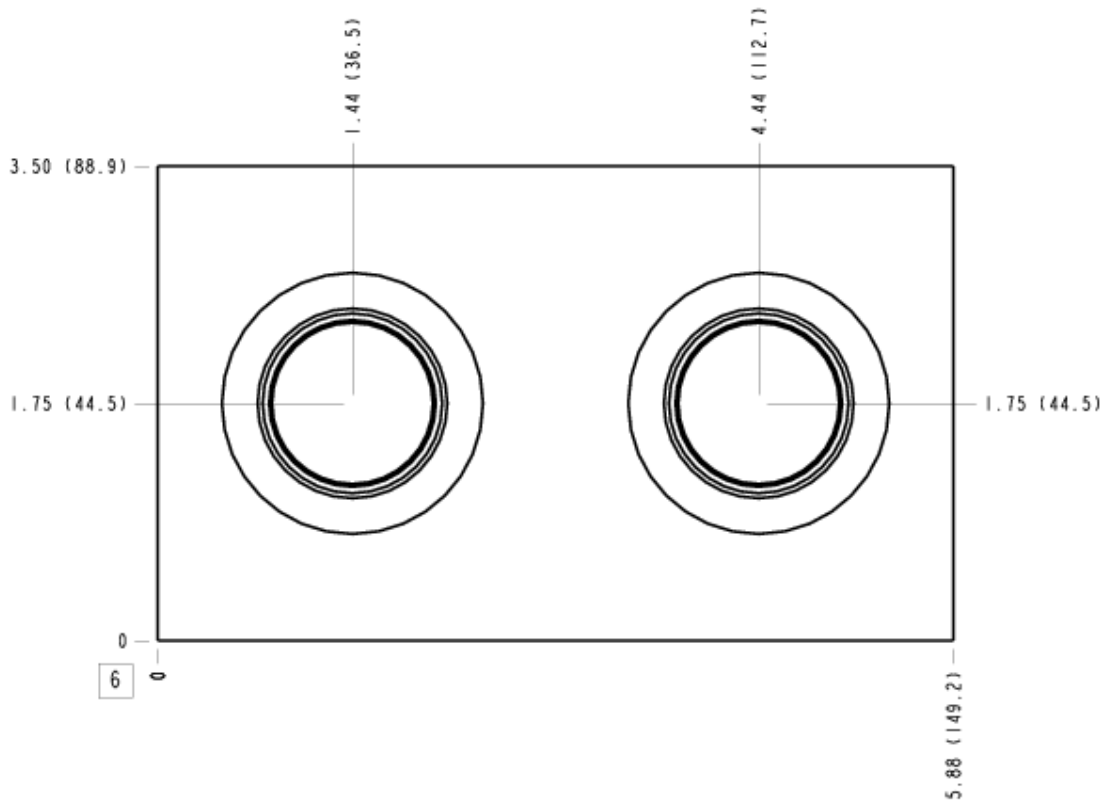
## Face 2



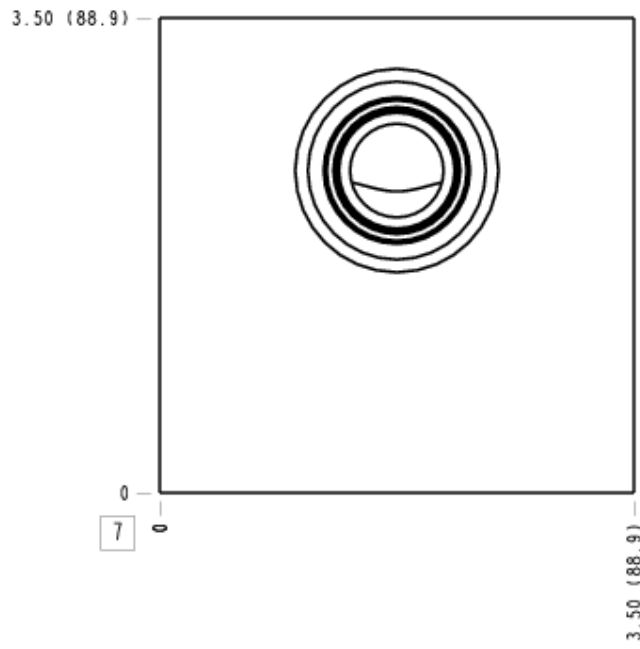
### Face 5



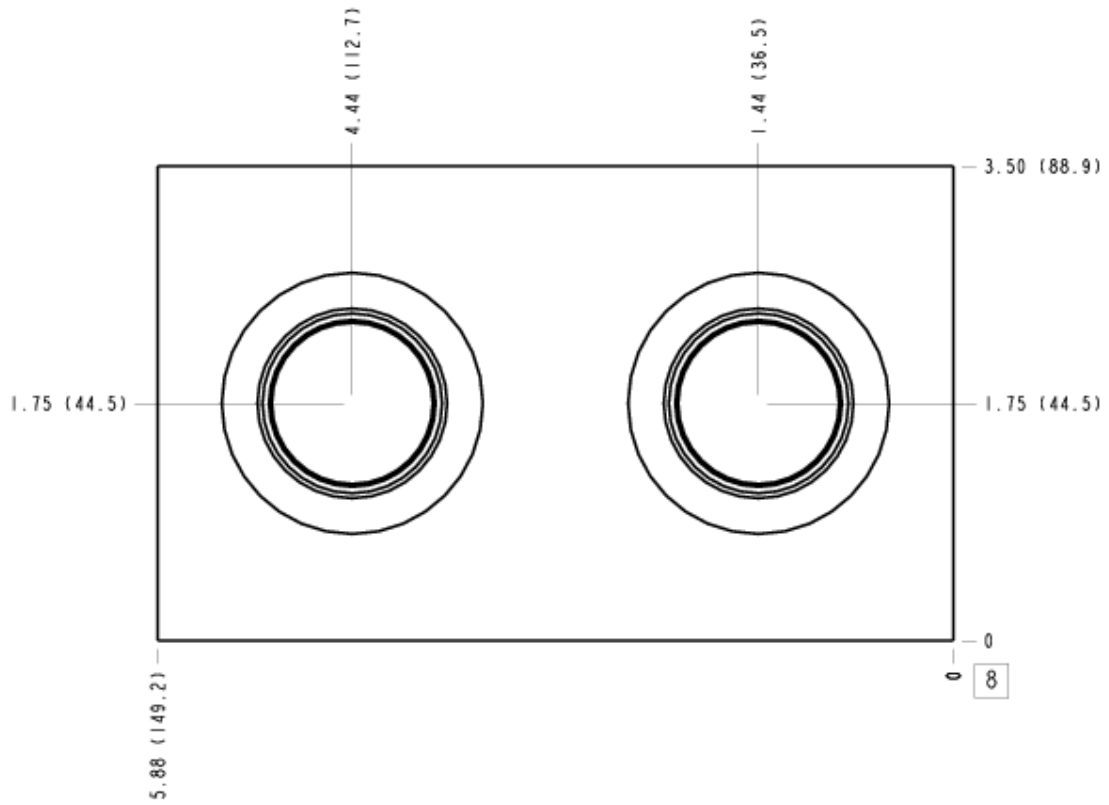
### Face 6



### Face 7



### Face 8



# Face 10

