



AG INTERCHANGE IR | IRV | IRS SERIES

[Contact Us for Pricing Information](#)

The **Agriculture IR Series Hydraulic Quick Couplings** offer automatic shut-off during disconnection. The IR features a variety of connection mechanisms: ball (IR), poppet (IRV), push pull (IRS) or push pull sleeve connectable under residual pressure (IRS PC). Poppet or flat-face are recommended for new applications.

SKU: N/A Category: [Poppet Interchange Couplers](#) Tags: [Agricultural](#), [Mobile](#)

Speak to a Specialist:
[847-956-9720](#) or [Via Email](#)

Related Industries



Agricultural



Mobile

[Description Quick Specs](#)

Description

ISO B Interchange

FEATURES

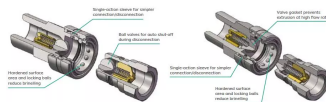
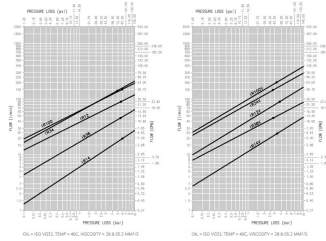
Size range: 1/4" thru 1" Port options: NPT Interchanges with Agriculture/ISO 5675
Working pressure: 20-30 MPa/2900-4350 psi range Carbon steel with zinc plating
Hardened steel nipple Ball or poppet sealing valve

APPLICATIONS

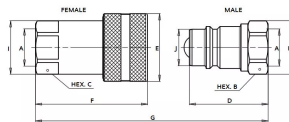
Anywhere automatic shut off during disconnection is required

Where interchangeability with existing equipment is necessary Agricultural equipment

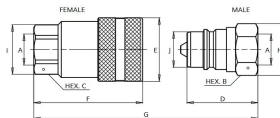
Pressure Drop



IR Size Diagram



IRV Size Diagram



IR and IRV Accessories Coupler Dust Plug | Nipple Dust Cap

PART	ORDER CODE	DESCRIPTION	ORDER CODE	DESCRIPTION
		IR & IRV COUPLER DUST PLUGS		IR & IRV COUPLER DUST CAPS
1/4	815000000	CAP F. IR14/IR14V	815000001	CAP M. IR14/IR14V
3/8	815000002	CAP F. IR38/IR38V	815000003	CAP M. IR38/IR38V
1/2	815000004	CAP F. IR12/IRS12/F. BIR12	815000005	CAP M. IR1/M. BIR12

3/4	815000006	CAP F. IR 34/IR34V	815000007	CAP M. IR34/IR34V
1	815000008	CAP F. IR 100/IR100V	815000009	CAP M. IR100/IR100V

Additional information

Weight	N/A
Dimensions	N/A
Material	Carbon
Port Options	NPT
Valve Style	Poppet
Working Pressure	Up to 5000
Body Size	1/4", 3/8", 1/2", 3/4", 1"
Port Size	1/4", 3/8", 1/2", 3/4", 1"
Port Option	NPT, SAE
Max Operating Pressure Coupled (PSI)	2900, 3625, 4350
Burst Pressure (PSI)	11600, 13050, 14500, 7975
Max Residual Pressure During Connection (PSI)	3525
Spillage (ml)	0, 0.013, 0.33, 1.3, 2.3, 4.2, 4.5, 5.5, 6

Available Options:

Related products



[Read more](#)

BIR SERIES

[Contact Us for Pricing Information](#)

Product Body Size [1/4"](#), [3/8"](#), [1/2"](#), [3/4"](#), [1"](#), [1 1/4"](#), [1 1/2"](#), [2"](#)

Product Material [Carbon](#)

Product Port Options [BSP](#), [NPT](#), [SAE](#)

Product Port Size [1/4"](#), [3/8"](#), [1/2"](#), [3/4"](#), [1"](#), [1 1/4"](#), [1 1/2"](#), [2"](#)

Product Valve Style [Poppet](#)

Product Working Pressure [Up to 5000](#)



[Read more](#)

WING STYLE SERIES

[Contact Us for Pricing Information](#)

Product Body Size [1/2"](#), [3/4"](#), [1"](#), [1 1/4"](#), [1 1/2"](#)

Product Material [Brass](#)

Product Port Options [NPT](#)

Product Port Size [1/2"](#), [3/4"](#), [1"](#), [1 1/4"](#), [1 1/2"](#)

Product Valve Style [Poppet](#)

Product Working Pressure [Up to 5000](#)



[Read more](#)

SV2 PLATE SERIES

[Contact Us for Pricing Information](#)

Product Body Size [1 1/4"](#), [1 1/2"](#)

Product Material [Carbon](#)

Product Port Options [NPT](#), [SAE](#)

Product Port Size [1 1/4"](#), [1 1/2"](#)

Product Valve Style [Flat Face](#)

Product Working Pressure [Up to 5000](#)



[Read more](#)

FIRG SERIES

[Contact Us for Pricing Information](#)

Product Body Size [1/4"](#), [3/8"](#), [1/2"](#), [5/8"](#), [3/4"](#), [1"](#), [1 1/4"](#), [1 1/2"](#), [2"](#)

Product Material [Carbon](#)

Product Port Options [BSP](#), [NPT](#)

Product Port Size [1/4"](#), [3/8"](#), [1/2"](#), [5/8"](#), [3/4"](#), [1"](#), [1 1/4"](#), [1 1/2"](#), [2"](#)

Product Valve Style [Flat Face](#)

Product Working Pressure [Up to 5000](#)