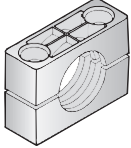
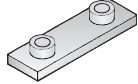
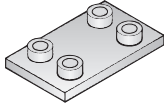




Clamps - Heavy Series

(for O.D. 6 to 406 mm)

ORDER CODES - COMPONENTS according to DIN 3015, Part 2

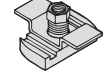
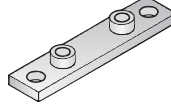
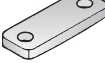
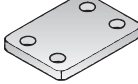



ALSO AVAILABLE								
Extensive range of special clamping systems and accessories, e.g. for noise and vibration reduced installation, for electric sensors and cables or for particular mounting purposes see pages C26 to C31 Custom designed pipe clamps (machined and injection molded versions) according to customer's specifications or based on STAUFF developments see pages C32 to C33								
MATERIAL & SURFACE FINISHING CODE (ALL DISPLAYED OPTIONS ARE STANDARD DELIVERY)						SEE COMPONENT PART IDENTIFICATION	3S- 7S: W2 8S-12S: W1	3S- 7S: W2 8S-12S: W1
ORDERING INFORMATION						*** **	SPAL ** **	SPAS ** **
STAUFF GROUP	DIN GROUP	O.D. [MM]	O.D. [INCH]	NOMINAL BORE PIPE	HOSE	STAUFF GROUP (SEE BELOW) OUTSIDE DIAMETERS IN MM MATERIAL & DESIGN OF CLAMP BODY	WELD PLATE FOR SINGLE CLAMPS STAUFF GROUP MATERIAL & SURFACE FINISHING	WELD PLATE FOR DOUBLE CLAMPS STAUFF GROUP MATERIAL & SURFACE FINISHING
3S	1	6				3006 ***		
		6,4	1/4			3006,4 ***		
		8				3008 ***		
		9,5	3/8			3009,5 ***		
		10		1/8		3010 ***		
		12				3012 ***		
		12,7	1/2			3012,7 ***	SPAL 3S ***	SPAS 3S ***
		13,7		1/4		3013,7 ***		
		14				3014 ***		
		15				3015 ***		
16	5/8			3016 ***				
17,1		3/8		3017,1 ***				
18				3018 ***				
4S	2	15			1/4	4015 ***		
		19	3/4			4019 ***		
		19,8			3/8	4019,8 ***		
		20				4020 ***		
		21,3		1/2		4021,3 ***	SPAL 4S ***	SPAS 4S ***
		22,1			1/2	4022,1 ***		
		22,2	7/8			4022,2 ***		
		25,1			5/8	4025,1 ***		
		25,4	1			4025,4 ***		
		26,7		3/4		4026,7 ***		
29,2			3/4	4029,2 ***				
5S	3	32	1 1/4			5032 ***		
		33,4			1	5033,4 ***		
		38	1 1/2			5038 ***	SPAL 5S ***	SPAS 5S ***
		40				5040 ***		
		42,2		1 1/4		5042,2 ***		
6S	4	37,8			1	6037,8 ***		
		42,2		1 1/4		6042,2 ***		
		44,5	1 3/4			6044,5 ***		
		48,3		1 1/2		6048,3 ***		
		48,4			1 1/4	6048,4 ***	SPAL 6S ***	SPAS 6S ***
		50,8			2	6050,8 ***		
		54,4			1 1/2	6054,4 ***		
		57,2	2 1/4			6057,2 ***		
		60,3			2	6060,3 ***		
		63,5	2 1/2			6063,5 ***		
7S	5	70				7070 ***		
		70	2 3/4			7070 ***		
		73		2 1/2	ANSI B 36-10	7073 ***		
		76,2	3	2 1/2	other standards	7076,2 ***	SPAL 7S ***	SPAS 7S ***
		88,9	3 1/2		3	7088,9 ***		
8S	6	88,9	3 1/2		3	8088,9 ***		
		102		4	3 1/2	8102 ***	SPAL 8S ***	SPAS 8S ***
		114	4 1/2		4	8114 ***		
		127		5		8127 ***		
9S	7	127			5	9127 ***		
		140			5	9140 ***	SPAL 9S ***	SPAS 9S ***
		152		6		9152 ***		
		168			6	9168 ***		
10S	8	168			6	10168 ***		
		203				10203 ***	SPAL 10S ***	SPAS 10S ***
		219			8	10219 ***		
11S	9	219			8	11279 ***		
		273			10	11273 ***	SPAL 11S ***	SPAS 11S ***
		324			12	11324 ***		
12S	10	356			14	12356 ***	SPAL 12S ***	SPAS 12S ***
		406			16	12406 ***		



Clamps - Heavy Series

(for O.D. 6 to 406 mm)

ORDER CODES - COMPONENTS according to DIN 3015, Part 2

CHANNEL RAIL ADAPTOR CRA	ELONGATED WELD PLATE FOR SINGLE CLAMPS SPAL/DUB	COVER PLATE FOR SINGLE CLAMPS DPAL	COVER PLATE FOR DOUBLE CLAMPS DPAS	HEXAGON HEAD BOLT AS	SOCKET CAP SCREW IS	STACKING BOLT AF
suitable for several types of channel rails, see page C19  Group 3S - 6S	 Group 3S - 6S	 Group 3S - 6S	 Group 3S - 6S	 Group 3S - 10S		
W3	3S- 7S: W2 8S-12S: W1	3S- 7S: W2 8S-12S: W1	3S- 7S: W2 8S-12S: W1	W1	W1	W2
CRA *** **	SPAL/DUB *** **	DPAL *** **	DPAS *** **	AS *** **	IS *** **	AF *** **
CHANNEL-RAIL-ADAPTOR CRA	ELONGATED WELD PLATE FOR SINGLE CLAMPS SPAL/DUB	COVER PLATE FOR SINGLE CLAMPS DPAL	COVER PLATE FOR DOUBLE CLAMPS DPAS	HEXAGON HEAD BOLT AS	SOCKET CAP SCREW IS	STACKING BOLT AF
STAUFF GROUP	STAUFF GROUP	STAUFF GROUP	STAUFF GROUP	STAUFF GROUP	STAUFF GROUP	STAUFF GROUP
TYPE OF THREAD & MATERIAL & SURFACE FINISHING	TYPE OF THREAD & MATERIAL & SURFACE FINISHING	TYPE OF THREAD & MATERIAL & SURFACE FINISHING	TYPE OF THREAD & MATERIAL & SURFACE FINISHING	TYPE OF THREAD & MATERIAL & SURFACE FINISHING	TYPE OF THREAD & MATERIAL & SURFACE FINISHING	TYPE OF THREAD & MATERIAL & SURFACE FINISHING
CRA 3-5 S *** for use with bolt 3/8 - 16UNC x 1-3/4	SPAL/DUB 3S ***	DPAL 3S **	DPAS 3S **	AS 3S ***	IS 3S ***	AF 3S ***
CRA 3-5 S *** for use with bolt 3/8 - 16UNC x 2 LG	SPAL/DUB 4S ***	DPAL 4S **	DPAS 4S **	AS 4S ***	IS 4S ***	AF 4S ***
CRA 3-5 S *** for use with bolt 3/8 - 16UNC x 2-1/2 LG	SPAL/DUB 5S ***	DPAL 5S **	DPAS 5S **	AS 5S ***	IS 5S ***	AF 5S ***
CRA 6S *** for use with bolt 3/16 - 14UNC x 3-3/4 LG	SPAL/DUB 6S ***	DPAL 6S **	DPAS 6S **	AS 6S ***	IS 6S ***	AF 6S ***
---	SPAL/DUB 7S ***	DPAL 7S **	DPAS 7S **	AS 7S ***	---	AF 7S ***
---	SPAL/DUB 8S ***	DPAL 8S **	DPAS 8S **	AS 8S ***	---	AF 8S ***
---	SPAL/DUB 9S ***	DPAL 9S **	DPAS 9S **	AS 9S ***	---	AF 9S ***
---	SPAL/DUB 10S ***	DPAL 10S **	DPAS 10S **	AS 10S ***	---	AF 10S ***
---	SPAL/DUB 11S ***	DPAL 11S **	DPAS 11S **	AS 11S ***	---	---
---	SPAL/DUB 12S ***	DPAL 12S **	DPAS 12S **	AS 12S ***	---	---

ORDER CODES - COMPONENTS according to DIN 3015, Part 2

ALSO AVAILABLE						CLAMP BODY	WELD PLATE FOR SINGLE CLAMPS	WELD PLATE FOR DOUBLE CLAMPS
<p>Extensive range of special clamping systems and accessories, e.g. for noise and vibration reduced installation, for electric sensors and cables or for particular mounting purposes see pages C26 to C31</p> <p>Custom designed pipe clamps (machined and injection molded versions) according to customer's specifications or based on STAUFF developments see pages C32 to C33</p>								
MATERIAL & SURFACE FINISHING CODE						SEE COMPONENT PART IDENTIFICATION	3S- 7S: W2 8S-12S: W1	3S- 7S: W2 8S-12S: W1
ORDERING INFORMATION						* ** * ** *	SPAL * ** * ** *	SPAS * ** * ** *
STAUFF GROUP	DIN GROUP	O.D. [MM]	O.D. [INCH]	NOMINAL BORE PIPE	HOSE	STAUFF GROUP (SEE BELOW) OUTSIDE DIAMETERS IN MM MATERIAL & DESIGN OF CLAMP BODY	WELD PLATE FOR SINGLE CLAMPS SPAL STAUFF GROUP TYPE OF THREAD & MATERIAL & SURFACE FINISHING	WELD PLATE FOR DOUBLE CLAMPS SPAS STAUFF GROUP TYPE OF THREAD & MATERIAL & SURFACE FINISHING
3S	1	6				3006 ***	SPAL 3S ***	SPAS 3S ***
		6,4	1/4			3006,4 ***		
		8				3008 ***		
		9,5	3/8			3009,5 ***		
		10		1/8		3010 ***		
		12				3012 ***		
		12,7	1/2			3012,7 ***		
		13,7		1/4		3013,7 ***		
		14				3014 ***		
		15				3015 ***		
16	5/8			3016 ***				
17,1		3/8		3017,1 ***				
18				3018 ***				
4S	2	15			1/4	4015 ***	SPAL 4S ***	SPAS 4S ***
		19	3/4			4019 ***		
		19,8		3/8		4019,8 ***		
		20				4020 ***		
		21,3		1/2		4021,3 ***		
		22,1		1/2		4022,1 ***		
		22,2	7/8			4022,2 ***		
		25,1		5/8		4025,1 ***		
		25,4	1			4025,4 ***		
		26,7		3/4		4026,7 ***		
29,2		3/4		4029,2 ***				
32	1 1/4			5032 ***				
33,4		1		5033,4 ***				
38	1 1/2			5038 ***				
40				5040 ***				
42,2		1 1/4		5042,2 ***				
6S	4	37,8			1	6037,8 ***	SPAL 6S ***	SPAS 6S ***
		42,2		1 1/4		6042,2 ***		
		44,5	1 3/4			6044,5 ***		
		48,3		1 1/2		6048,3 ***		
		48,4			1 1/4	6048,4 ***		
		50,8			2	6050,8 ***		
		54,4		1 1/2		6054,4 ***		
		57,2	2 1/4			6057,2 ***		
		60,3		2		6060,3 ***		
		63,5	2 1/2			6063,5 ***		
70				6070 ***				
70	2 3/4			7070 ***				
7S	5	73		2 1/2	ANSI B 36-10	7073 ***	SPAL 7S ***	SPAS 7S ***
		76,2	3	2 1/2	other standards	7076,2 ***		
		88,9	3 1/2	3		7088,9 ***		
8S	6	88,9	3 1/2	3		8088,9 ***	SPAL 8S ***	SPAS 8S ***
		102	4	3 1/2		8102 ***		
		114	4 1/2	4		8114 ***		
9S	7	127	5			8127 ***	SPAL 9S ***	SPAS 9S ***
		127	5			9127 ***		
		140		5		9140 ***		
10S	8	152	6			9152 ***	SPAL 10S ***	SPAS 10S ***
		168		6		9168 ***		
		168		6		10168 ***		
11S	9	203				10203 ***	SPAL 11S ***	SPAS 11S ***
		219		8		10219 ***		
		219		8		11279 ***		
12S	10	273		10		11273 ***	SPAL 12S ***	SPAS 12S ***
		324		12		11324 ***		
		356		14		12356 ***		
406		16		12406 ***				

ORDER CODES - COMPONENTS according to DIN 3015, Part 2

SAFETY WASHER SI	SAFETY LOCKING PLATE SIP	MOUNTING RAIL STSV	MOUNTING RAIL NUT GMV
<p>for use with HEXAGON HEAD BOLT AS</p>	<p>Group 3S - 10S</p>	<p>up to Group 6S</p>	<p>up to Group 6S</p>
W3	3S- 7S: W2 8S-10S: W1	W1	W3
SI * ** *	SIP * ** *	STSV * ** *	GMV * ** *
SAFETY WASHER SI INNER DIAMETER MATERIAL & SURFACE FINISHING	SAFETY LOCKING PLATE SIP STAUFF GROUP MATERIAL & SURFACE FINISHING	MOUNTING RAIL STSV LENGTH OF RAIL IN M MATERIAL & SURFACE FINISHING	MOUNTING RAIL NUT GMV STAUFF GROUP (3-5S OR 6S) TYPE OF THREAD MATERIAL & SURFACE FINISHING
SI 10,5 **	SIP 3S **	STSV *** available lengths: 1m and 2m 3,28' and 6,56'	GMV 3-5S ***
SI 10,5 **	SIP 4S **		GMV 6S ***
SI 10,5 **	SIP 5S **		
SI 13 **	SIP 6S **		
SI 17 **	SIP 7S **	---	---
SI 21 **	SIP 8S **	---	---
SI 25 **	SIP 9S **	---	---
SI 31 **	SIP 10S **	---	---
SI 31 **	---	---	---
SI 31 **	---	---	---

COMPONENT PART IDENTIFICATION FOR HEAVY SERIES CLAMP BODIES AND COMPONENTS			
CLAMP BODY			
MATERIAL	DESIGN	COLOR	CODE
Polypropylene	profiled inside, with tension clearance	green	PP
Polypropylene	smooth inside, without tension clearance	green	PPH
Polyamide	profiled inside, with tension clearance	black	PA
Polyamide	smooth inside, without tension clearance	black	PAH
Santoprene	profiled inside, with tension clearance	black	SA
Santoprene	smooth inside, without tension clearance	black	SAH
Aluminium	profiled inside, with tension clearance	natural	AL
<p>PPH, PAH, SA and SAH are available up to STAUFF Group 6S only. Alternative materials, designs and colors in addition to the above stated standard are available upon request.</p>			
METAL PARTS			
MATERIAL	SURFACE FINISHING	CODE	
carbon steel St37	untreated	W1	
carbon steel St37	phosphated	W2	
carbon steel St37	zinc plated	W3	
stainless steel A2 - 1.4301 / 1.4305 (AISI 304)		W4	
stainless steel A4 - 1.4401 / 1.4571 (AISI 316/316Ti)		W5	
<p>Alternative materials and surface finishings in addition to the above stated standard are available upon request</p>			
THREADED PARTS			
TYPE OF THREAD	CODE		
Metric Thread	M		
UNC Thread	U		
<p>All threaded parts are available with Metric or UNC Thread.</p>			

DIMENSIONS - COMPONENTS according to DIN 3015, Part 2

MATERIAL & SURFACE FINISHING OF METAL PARTS			CLAMP BODY consisting of two clamp halves				WELD PLATE FOR SINGLE CLAMPS SPAL				WELD PLATE FOR DOUBLE CLAMPS SPAS																	
carbon steel St37, untreated carbon steel St37, phosphated carbon steel St37, zinc plated stainless steel A2 - 1.4301/1.4305 (AISI304) stainless steel A4 - 1.4401/1.4571 (AISI316/316Ti)	W1 W2 W3 W4 W5																											
			MATERIAL & SURFACE FINISHING CODE			SEE COMPONENT PART IDENTIFICATION				3S- 7S: W2 8S-12S: W1				3S- 7S: W2 8S-12S: W1														
			STAUFF GROUP	DIN GROUP	O.D.	L1		L2		Inside Surface			Width	L1	L2	B	S	H	G	ØD1	L1	L2	B1	B2	S	H	G	ØD1
						PP/PA	AL	H	S	H	mm	in																
			3S	1	6 to 18 mm 1/4" to 5/8"	55	56	33	32	0,6	30,5	30,5	74	33	30	8	8	M10	18	74	33	60	30,5	8	8	M10	18	
2,16	2,20	1,30				1,26	0,02	1,20	1,20	2,91	1,30	1,18	0,31	0,31	3/8-16UNC	0,71	2,91	1,30	2,36	1,20	0,31	0,31	3/8-16UNC	0,71				
4S	2	15 to 29,2 mm 3/4" to 1 1/8"	70	70	45	48	0,6	46,5	30,5	86	45	30	8	8	M10	18	88	45	60	30,5	8	8	M10	18				
			2,76	2,76	1,77	1,89	0,02	1,83	1,20	3,39	1,77	1,18	0,31	0,31	3/8-16UNC	0,71	3,39	1,77	2,36	1,20	0,31	0,31	3/8-16UNC	0,71				
5S	3	32 to 42,2 mm 1 1/4" to 1 5/8"	85	85	60	60	0,6	58	30,5	100	60	30	8	8	M10	18	100	60	60	30,5	8	8	M10	18				
			3,35	3,35	2,36	2,36	0,02	2,28	1,20	3,94	2,36	1,18	0,31	0,31	3/8-16UNC	0,71	3,94	2,36	2,36	1,20	0,31	0,31	3/8-16UNC	0,71				
6S	4	37,8 to 70 mm 1 3/4" to 2 3/4"	115	120	90	89	2	87	45	140	90	45	10	8	M12	20	140	90	90	46	10	8	M12	20				
			4,53	4,72	3,54	3,50	0,08	3,43	1,77	5,51	3,54	1,77	0,39	0,31	7/16-14UNC	0,78	5,51	3,54	3,54	1,81	0,39	0,31	7/16-14UNC	0,78				
7S	5	70 to 88,9 mm 2-3/4" to 3-1/2"	152	150	122	120	2	120	60	180	122	60	10	12	M16	24	180	122	120	61	10	12	M16	24				
			5,98	5,91	4,80	4,72	0,08	4,72	2,36	7,09	4,80	2,36	0,39	0,47	5/8-11UNC	0,94	7,09	4,80	4,72	2,40	0,39	0,47	5/8-11UNC	0,94				
8S	6	88,9 to 127 mm 3-1/2" to 5"	206	208	168	168	2	168	80	226	168	80	15	18	M20	30	226	168	160	81	15	18	M20	30				
			8,11	8,19	6,61	6,61	0,08	6,61	3,15	8,90	6,61	3,15	0,59	0,71	3/4-10UNC	1,18	8,90	6,61	6,30	3,19	0,59	0,71	3/4-10UNC	1,18				
9S	7	127 to 168 mm 5" to 6"	251	255	205	200	3	200	91	270	205	90	15	21	M24	35	270	205	180	91	15	21	M24	35				
			9,88	10,04	8,07	7,87	0,12	7,87	3,58	10,63	8,07	3,54	0,59	0,83	7/8-9UNC	1,38	10,63	8,07	7,09	3,58	0,59	0,83	7/8-9UNC	1,38				
10S	8	168 to 219 mm 6" to 8"	336	326	265	270	3	270	120	340	265	120	25	21	M30	45	340	265	240	121	25	21	M30	45				
			13,22	12,83	10,43	10,63	0,12	10,63	4,72	13,39	10,43	4,72	0,98	0,83	1-1/8-7UNC	1,77	13,69	10,43	9,45	4,76	0,98	0,83	1-1/8-7UNC	1,77				
11S	9	219 to 324 mm 8" to 12"	470	470	395	410	8	410	162	520	395	180	30	38	M30	50	520	395	324	166	30	38	M30	50				
			18,50	18,50	15,55	16,14	0,31	16,14	6,38	20,47	15,55	6,30	1,18	1,50	1-1/4-7UNC	1,97	20,47	15,55	12,76	6,54	1,18	1,50	1-1/4-7UNC	1,97				
12S	10	356 to 406 mm 14" to 16"	630	630	534	530	20	530	182	680	534	180	30	38	M30	50	680	534	364	186	30	38	M30	50				
			24,80	24,80	21,02	20,87	0,79	20,87	7,16	26,77	21,02	7,09	1,18	1,50	1-1/4-7UNC	1,97	26,77	21,02	14,33	7,32	1,18	1,50	1-1/4-7UNC	1,97				

DIMENSIONS - COMPONENTS according to DIN 3015, Part 2

HEXAGON HEAD BOLT AS	SOCKET CAP SCREW IS	STACKING BOLT AF	SAFETY WASHER SI	SAFETY LOCKING PLATE SIP	MOUNTING RAIL STSV	MOUNTING RAIL NUT GMV
G x L	G x L	G L1 L2 L3 SW	ØD	L1 L2 B1 B2 S	B1 B2 H S	ØD1 ØD2 H1 H2 H3 G
mm in	mm in	mm mm mm mm mm mm	mm	mm mm mm mm mm mm	mm mm mm mm mm mm	mm mm mm mm mm mm mm mm mm mm mm
M10 x 45	M10 x 30	M10 49 25 15 min. 15	10,5	57 13 30 15,2 8	40 13 22 5	17,8 24 21 7,6 7,4 M10
3/8-16UNC x 1-3/4	3/8-16UNC x 1-3/4	3/8-16UNC 1,93 0,98 0,59 0,59	0,41	2,24 0,51 1,18 0,60 0,31		
M10 x 60	M10 x 40	M10 65 40 15 min. 15	10,5	70 26 30 15,2 8		
3/8-16UNC x 2-1/4	3/8-16UNC x 2-1/4	3/8-16UNC 2,56 1,57 0,59 0,59	0,41	2,76 1,02 1,18 0,60 0,31		
M10 x 70	M10 x 50	M10 77 51 15 min. 17	10,5	85 40 30 15,2 8		
3/8-16UNC x 2-3/4	3/8-16UNC x 2-3/4	3/8-16UNC 3,03 2,01 0,59 0,59	0,41	3,35 1,57 1,18 0,60 0,31		0,70 0,94 0,83 0,30 0,29 3/8-16UNC
M12 x 100	M12 x 80	M12 110 82 18 min. 17	13,0	116 68 45 17,2 10		19,8 24 23 8,8 8,2 M12
7/16-14UNC x 4	7/16-14UNC x 4	7/16-14UNC 4,33 3,23 0,71 0,67	0,51	4,57 2,68 1,77 0,68 0,39	1,57 0,51 0,87 0,20	0,70 0,94 0,83 0,30 0,29 7/16-14UNC
M16 x 130	5/8-11UNC x 5-1/4	M16 144 110 24 min. 21	17,0	153 96 60 22 10		
5/8-11UNC x 5-1/4		5/8-11UNC 5,67 4,33 0,94 0,83	0,67	6,02 3,78 2,36 0,87 0,39		
M20 x 190	3/4-10UNC x 7-1/2	M20 200 150 30 min. 27	21,0	206 130 80 28 15		
3/4-10UNC x 7-1/2		3/4-10UNC 7,87 5,91 1,18 1,06	0,83	8,11 5,12 3,15 1,10 0,59		
M24 x 220	7/8-9UNC x 8-3/4	M24 240 180 50 min. 30	25,0	251 166 90 31 15		
7/8-9UNC x 8-3/4		7/8-9UNC 9,45 7,09 1,97 1,18	0,98	9,88 6,54 3,54 1,22 0,59		
M30 x 300	1-1/8-7UNC x 12	M30 331 256 62 min. 46	31,0	317 205 120 49 25		
1-1/8-7UNC x 12		1-1/8-7UNC 13,03 10,08 2,44 1,81	1,22	12,48 8,07 4,72 1,93 0,98		
M30 x 450	1-1/4-7UNC x 17-1/2		31,0			
1-1/4-7UNC x 17-1/2			1,22			
M30 x 560	1-1/4-7UNC x 22		31,0			
1-1/4-7UNC x 22			1,22			



1 TYPE OF INSTALLATION *11

no code	without mounting plate, rail adaptor or rail nuts
SPAL	Weld Plate for Single Clamps
SPAS	Weld Plate for Double Clamps
SPAL/DUB	Elongated Weld Plate for Single Clamps
CRA *2 *3	Channel Rail Adaptor
GMV *2	Mounting Rail Nut

3 MATERIAL & DESIGN OF CLAMP BODY *1

PP	Polypropylene, profiled inside, with tension clearance
PPH*2	Polypropylene, smooth inside, without tension clearance
PA	Polyamide, profiled inside, with tension clearance
PAH*2	Polyamide, smooth inside, without tension clearance
SA*10	Santoprene, profiled inside, with tension clearance
SAH*10	Santoprene, smooth inside, without tension clearance
AL	Aluminium, profiled inside, with tension clearance

4 MOUNTING & FITTING COMBINATION *11

DPAL - AS	Single Cover Plate / Hexagon Head Bolt
DPAS - AS	Double Cover Plate / Hexagon Head Bolt
DPAS - IS	Cover Plate / Socket Cap Screw
IS *2	Socket Cap Screw
SIP - AF *4	Safety Locking Plate / Stacking Bolt

7 ASSEMBLING & PACKAGING

no code	components supplied separately (standard)
A	assembled (optional)
K	packed in kits (optional)

2 STAUFF GROUP & SIZE OF CLAMP BODY

Group	Tube O.D. in mm	Tube O.D. in inch	Nominal Bore Pipe	Hose	Material Code Clamp Body (both halves)
STAUFF 3S DIN 1	6				3006
	6,4	1/4			3006,4
	8				3008
	9,5	3/8			3009,5
	10		1/2		3010
	12				3012
	12,7	1/2			3012,7
	13,7		1/2		3013,7
	14				3014
	15				3015
STAUFF 4S DIN 2	16	5/8			3016
	17,1		3/4		3017,1
	18				3018
	19		1/2		4015 *7
	19,8	3/4			4019
	19,8		3/8		4019,8 *7
	20				4020
	21,3		1/2		4021,3
	22,1			1/2	4022,1 *7
	22,2	7/8			4022,2
STAUFF 5S DIN 3	25,1		5/8		4025,1 *7
	25,4	1			4025,4
	26,7		3/4		4026,7
	29,2		3/4		4029,2 *7
	32	1 1/4			5032
	33,4		1		5033,4
STAUFF 6S DIN 3	38	1 1/2			5038
	40				5040
	42,2		1 1/4		5042,2

2 STAUFF GROUP & SIZE OF CLAMP BODY CONTINUATION

Group	Tube O.D. in mm	Tube O.D. in inch	Nominal Bore Pipe	Hose	Material Code Clamp Body (both halves)
STAUFF 6S DIN 1	37,8			1	6037,8 *7
	42,2		1 1/4		6042,2
	44,5	1 1/4			6044,5
	48,3		1 1/2		6048,3
	48,4			1 1/4	6048,4 *7
	50,8	2			6050,8 *7
	54,4		1 1/2		6054,4 *7
	57,2	2 1/4			6057,2
	60,3		2		6060,3
	63,5	2 1/2			6063,5
STAUFF 7S DIN 2	70	2 3/4			6070
	70				7070
	73		2 1/2	*8	7073
	76,2	3	2 1/2	*9	7076,2
	88,9	3 1/2	3		7088,9
	88,9		3 1/2		8088,9
	102	4	3 1/2		8102
	114	4 1/2	4		8114
	127	5			8127
	127				9127
STAUFF 8S DIN 2	140		5		9140
	152	6			9152
	168		6		9168
	168		6		10168
	203				10203
	219		8		10219
STAUFF 9S DIN 2	219		8		11219
	273		10		11273
	324		12		11324
	356		14		12356
	406		16		12406

5 TYPE OF THREAD *5

M	Metric Thread
U	UNC Thread

6 MATERIAL & SURFACE FINISHING OF METAL PARTS *6

W1	all parts are untreated
W2	all parts are phosphated
W3	all parts are zinc plated
W4	all metal parts made of stainless steel A2 - 1.4301/1.4305 (AISI 304)
W5	all metal parts made of stainless steel A4 - 1.4401/1.4571 (AISI 316/316Ti)
W10	weld plate phosphated, all other parts zinc plated
W12	weld plate and cover plate phosphated, bolts untreated
W13	rail nut zinc plated, cover plate phosphated, bolts untreated
W15	weld plate and cover plate phosphated, bolts zinc plated
W16	rail nut zinc plated, cover plate phosphated, bolts zinc plated
W17	safety locking plate phosphated, stacking bolts zinc plated
W18	safety locking plate untreated, stacking bolts phosphated

TECHNICAL NOTES

- *1 SEE MATERIAL PROPERTIES ON PAGE C52. OTHER CLAMP BODY MATERIALS AND COLORS ARE AVAILABLE UPON REQUEST.
- *2 AVAILABLE UP TO STAUFF GROUP 6S ONLY
- *3 SPECIAL LENGTH BOLTS REQUIRED. SUPPLIED WHEN ORDERED AS KITS.
- *4 AVAILABLE FOR STAUFF GROUP 3S TO 10S ONLY
- *5 PLEASE NOTE THAT YOU HAVE TO SPECIFY THREAD TYPE.
- *6 INDIVIDUAL COMBINATIONS OF ALTERNATIVE SURFACE FINISHINGS AND SPECIAL PROPERTY MATERIALS ARE AVAILABLE UPON REQUEST.
- *7 CLAMPS WILL BE SMOOTH INSIDE AND WITHOUT TENSION CLEARANCE.
- *8 ACCORDING TO ANSI B 36-10.
- *9 OTHER STANDARDS.
- *10 SA AND SAH ARE SPECIAL ORDER MATERIALS AND ONLY AVAILABLE UP TO STAUFF GROUP 6S ONLY. CONTACT FACTORY FOR FURTHER INFORMATION.
- *11 METAL PARTS ARE UNTREATED FOR STAUFF GROUPS 8S TO 12S.

SPAL 3006 PP DPAL-AS U W15

2x **Hexagon Head Bolt**
Surface: W3, Zinc Plated
Thread: UNC

1x **Cover Plate for Single Clamps**
Surface: W2, phosphated

1x **Clamp (two halves)**
Material: Polypropylene profiled inside, with tension clearance
Design: STAUFF 3S / DIN 1
Group: STAUFF 3S / DIN 1
Tube-O.D. 6 mm / 0.24"

1x **Weld Plate for Single Clamps**
Surface: W2, phosphated
Thread: UNC

W15 (up to Group 7S) or W1 (Group 8S to 12S) are standards for this type of installation.

SPAS 3006 PP DPAS-AS U W15

4x **Hexagon Head Bolt**
Surface: W3, Zinc Plated
Thread: UNC

1x **Cover Plate for Double Clamps**
Surface: W2, phosphated

2x **Clamp (two halves)**
Material: Polypropylene profiled inside, with tension clearance
Design: STAUFF 3S / DIN 1
Group: STAUFF 3S / DIN 1
Tube-O.D. 6 mm / 0.24"

1x **Weld Plate for Double Clamps**
Surface: W2, phosphated
Thread: UNC

W15 (up to Group 7S) or W1 (Group 8S to 12S) are standards for this type of installation.

SPAL/DUB 3006 PP DPAL-AS U W15

2x **Hexagon Head Bolt**
Surface: W3, Zinc Plated
Thread: UNC

1x **Cover Plate for Single Clamps**
Surface: W2, phosphated

1x **Clamp (two halves)**
Material: Polypropylene profiled inside, with tension clearance
Design: STAUFF 3S / DIN 1
Group: STAUFF 3S / DIN 1
Tube-O.D. 6 mm / 0.24"

1x **Elongated Weld Plate for Single Clamps**
Surface: W2, phosphated
Thread: UNC

W15 (up to Group 7S) or W1 (Group 8S to 12S) are standards for this type of installation.


SPAL 3006 PP IS U W10

2x **Socket Cap Screw**
Surface: W3, Zinc Plated
Thread: UNC

1x **Clamp (two halves)**
Material: Polypropylene profiled inside, with tension clearance
Design: STAUFF 3S / DIN 1
Group: STAUFF 3S / DIN 1
Tube-O.D. 6 mm / 0.24"

1x **Weld Plate for Single Clamps**
Surface: W2, phosphated
Thread: UNC

W10 (up to Group 6S) is standard for this type of installation. This combination is available up to group 6S only.



1 TYPE OF INSTALLATION *11

no code	without mounting plate, rail adaptor or rail nuts
SPAL	Weld Plate for Single Clamps
SPAS	Weld Plate for Double Clamps
SPAL/DUB	Elongated Weld Plate for Single Clamps
CRA *2 *3	Channel Rail Adaptor
GMV *2	Mounting Rail Nut

3 MATERIAL & DESIGN OF CLAMP BODY *1

PP	Polypropylene, profiled inside, with tension clearance
PPH*2	Polypropylene, smooth inside, without tension clearance
PA	Polyamide, profiled inside, with tension clearance
PAH*2	Polyamide, smooth inside, without tension clearance
SA*10	Santoprene, profiled inside, with tension clearance
SAH*10	Santoprene, smooth inside, without tension clearance
AL	Aluminium, profiled inside, with tension clearance

4 MOUNTING & FITTING COMBINATION *11

DPAL - AS	Single Cover Plate / Hexagon Head Bolt
DPAS - AS	Double Cover Plate / Hexagon Head Bolt
DPAS - IS	Cover Plate / Socket Cap Screw
IS *2	Socket Cap Screw
SIP - AF *4	Safety Locking Plate / Stacking Bolt

7 ASSEMBLING & PACKAGING

no code	components supplied separately (standard)
A	assembled (optional)
K	packed in kits (optional)

2 STAUFF GROUP & SIZE OF CLAMP BODY

Group	Tube O.D. in mm	Tube O.D. in inch	Nominal Bore Pipe	Hose	Material Code Clamp Body (both halves)
STAUFF 3S DIN 1	6				3006
	6,4	1/4			3006,4
	8				3008
	9,5	3/8			3009,5
	10		1/2		3010
	12				3012
	12,7	1/2			3012,7
	13,7		1/2		3013,7
	14				3014
	15				3015
STAUFF 4S DIN 2	16	5/8			3016
	17,1		3/4		3017,1
	18				3018
	19		3/4		4015 *7
	19,8		3/4		4019
	20				4019,8 *7
	20				4020
	21,3		1/2		4021,3
	22,1		1/2		4022,1 *7
	22,2		1/2		4022,2
STAUFF 6S DIN 3	25,1		3/4		4025,1 *7
	25,4	1			4025,4
	26,7		3/4		4026,7
	29,2		3/4		4029,2 *7
	32	1 1/4			5032
	33,4		1		5033,4
	38	1 1/2			5038
	40				5040
	42,2		1 1/4		5042,2

2 STAUFF GROUP & SIZE OF CLAMP BODY CONTINUATION

Group	Tube O.D. in mm	Tube O.D. in inch	Nominal Bore Pipe	Hose	Material Code Clamp Body (both halves)
STAUFF 6S DIN 4	37,8			1	6037,8 *7
	42,2		1 1/4		6042,2
	44,5		1 1/4		6044,5
	48,3		1 1/2		6048,3
	48,4		1 1/4		6048,4 *7
	50,8	2			6050,8 *7
	54,4		1 1/2		6054,4 *7
	57,2	2 1/4			6057,2
	60,3		2		6060,3
	63,5	2 1/2			6063,5
ST 12S DIN 5	70	2 3/4			6070
	70	2 3/4			7070
	73		2 1/2	*8	7073
	76,2	3	2 1/2	*9	7076,2
	88,9	3 1/2	3		7088,9
	88,9	3 1/2	3		8088,9
	102	4	3 1/2		8102
	114	4 1/2	4		8114
	127	5			8127
	127	5			9127
ST 10S DIN 7	140		5		9140
	152	6			9152
	168		6		9168
	168		6		10168
	203				10203
	219		8		10219
	219		8		11219
	273		10		11273
	324		12		11324
	12S DIN 10	356		14	
406			16		12406

5 TYPE OF THREAD *5

M	Metric Thread
U	UNC Thread

6 MATERIAL & SURFACE FINISHING OF METAL PARTS *6

W1	all parts are untreated
W2	all parts are phosphated
W3	all parts are zinc plated
W4	all metal parts made of stainless steel A2 - 1.4301/1.4305 (AISI 304)
W5	all metal parts made of stainless steel A4 - 1.4401/1.4571 (AISI 316/316Ti)
W10	weld plate phosphated, all other parts zinc plated
W12	weld plate and cover plate phosphated, bolts untreated
W13	rail nut zinc plated, cover plate phosphated, bolts untreated
W15	weld plate and cover plate phosphated, bolts zinc plated
W16	rail nut zinc plated, cover plate phosphated, bolts zinc plated
W17	safety locking plate phosphated, stacking bolts zinc plated
W18	safety locking plate untreated, stacking bolts phosphated

TECHNICAL NOTES

- *1 SEE MATERIAL PROPERTIES ON PAGE C52. OTHER CLAMP BODY MATERIALS AND COLORS ARE AVAILABLE UPON REQUEST.
- *2 AVAILABLE UP TO STAUFF GROUP 6S ONLY
- *3 SPECIAL LENGTH BOLTS REQUIRED. SUPPLIED WHEN ORDERED AS KITS.
- *4 AVAILABLE FOR STAUFF GROUP 3S TO 10S ONLY
- *5 PLEASE NOTE THAT YOU HAVE TO SPECIFY THREAD TYPE.
- *6 INDIVIDUAL COMBINATIONS OF ALTERNATIVE SURFACE FINISHINGS AND SPECIAL PROPERTY MATERIALS ARE AVAILABLE UPON REQUEST.
- *7 CLAMPS WILL BE SMOOTH INSIDE AND WITHOUT TENSION CLEARANCE.
- *8 ACCORDING TO ANSI B 36-10.
- *9 OTHER STANDARDS.
- *10 SA AND SAH ARE SPECIAL ORDER MATERIALS AND ONLY AVAILABLE UP TO STAUFF GROUP 6S ONLY. CONTACT FACTORY FOR FURTHER INFORMATION.
- *11 METAL PARTS ARE UNTREATED FOR STAUFF GROUPS 8S TO 12S.

3006 PP SIP-AF U W17

2x **Stacking Bolt**
Surface: W3, Zinc Plated
Thread: UNC

1x **Safety Locking plate**
Surface: W2, phosphated

1x **Clamp (two halves)**
Material: Polypropylene
Design: profiled inside, with tension clearance
Group: STAUFF 3S / DIN 1
Tube-O.D. 6 mm / 0.24"

W17 (up to Group 7S) or W18 (Group 8S to 10S) are standards for this type of installation.

GMV 3006 PP DPAL-AS U W16

2x **Hexagon Head Bolt**
Surface: W3, Zinc Plated
Thread: UNC

1x **Cover Plate for Single Clamps**
Surface: W2, phosphated

1x **Clamp (two halves)**
Material: Polypropylene
Design: profiled inside, with tension clearance
Group: STAUFF 3S / DIN 1
Tube-O.D. 6 mm / 0.24"

2x **Mounting Rail Nut**
Surface: W3, Zinc Plated
Thread: UNC

W16 (up to Group 6S) is standard for this type of installation. This combination is available up to Group 6S only.

SPAL 3006 PPH DPAL-AS U W15

2x **Hexagon Head Bolt**
Surface: W3, Zinc Plated
Thread: UNC

1x **Cover Plate for Single Clamps**
Surface: W2, phosphated

1x **Clamp (two halves)**
Material: Polypropylene
Design: smooth inside, without tension clearance
Group: STAUFF 3S / DIN 1
Hose-O.D. 6 mm / 0.24"

1x **Weld Plate for Single Clamps**
Surface: W2, phosphated
Thread: UNC

W15 (up to Group 6S) is standard for this type of installation. This combination is available up to Group 6S only.

NOTES REGARDING THE USE OF THE CHANNEL RAIL ADAPTOR CRA

The CHANNEL RAIL ADAPTOR Type **CRA** is suitable for the following channel rails:

UNISTRUT-Rails
P 1000, P 1000T, P 1000V, P 1000VT, P 1001
P 2000, P 2000T
P 3003, P 3003T, P 3300V, P 3300VT, P 3301
P 4000, P 4000T
P 5000, P 5000T, P 5001, P 5500, P 5500T, P 5501

STAUFF-Rails
SCS-048-1-PL, SCS-120-1-PL, SCS-048-1-GR, SCS-120-1-GR
(see page C42 for details)

HALFEN-Rails
HM 41/41
HZA 41/22
HXM 41/41
HXM 41/22
HL 41/41, HL 41/B2