


# Reservoir Magnets

## Description:

- Removable
- Easily Cleaned
- Catch ferrous contaminants
- Selection of lengths available



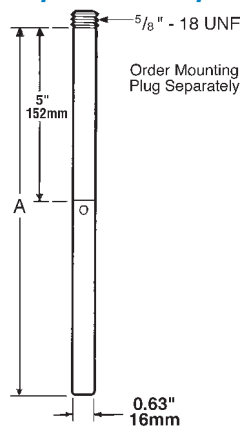
## Features

Reservoir magnets trap and hold ferrous metals. If not contained these particulars will cause collateral damage to significant components. Magnets are typically located in a reservoir or at another point in the system with low fluid velocity. Magnets should be positioned in the tank at a point where all flow returning from the system intersects.

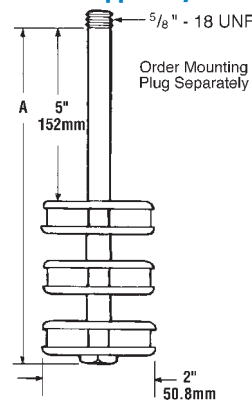
### Easy Clean Rod Style

Donaldson Part No.	Description	Length (A) (in./mm)
P562649	M-11	10.8 / 273
P562650	M-13	13.3 / 337
P562651	M-16	15.8 / 400
P562652	M-18	18.3 / 464
P562653	M-21	20.8 / 527
P562654	M-23	23.8 / 605
P562655	M-26	25.8 / 655
P562656	M-28	28.3 / 719
P562657	M-31	30.8 / 782

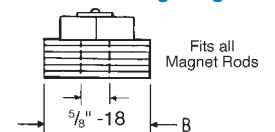
### Easy Clean Rod Style



### Tank Trapper Style



### NPT Mounting Plug



Allow 1" minimum clearance between magnet and reservoir bottom.

### NPT Mounting Plug

Donaldson Part No.	Description	Size	Series
P562666	PM-6	3/4" NPT	M
P562667	PM-8	1" NPT	M
P562662	PM-10	1-1/4" NPT	M
P562663	PM-12	1-1/2" NPT	M
P562664	PM-16	2" NPT	M, MT
P562665	PM-20	2-1/2" NPT	M, MT

### Tank Trapper Style

Donaldson Part No.	Description	Length (A) (in./mm)	Comment
P562658	MT-10	10.1 / 256	5 Magnets
P562659	MT-13	13.3 / 338	