

Suction Strainers

Flow Range: 0-300 gpm / 0-1,140 l/min

Outlet Port Size: 3/8" NPT to 4" NPT

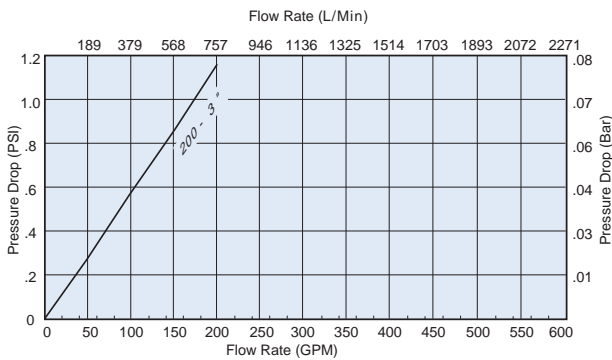
Stainless Steel Mesh
 Steel or nylon fittings
 Operating temperatures:
 Steel fitting to 250°F / 121°C
 Nylon fitting to 210°F / 100°C
 Relief valve available



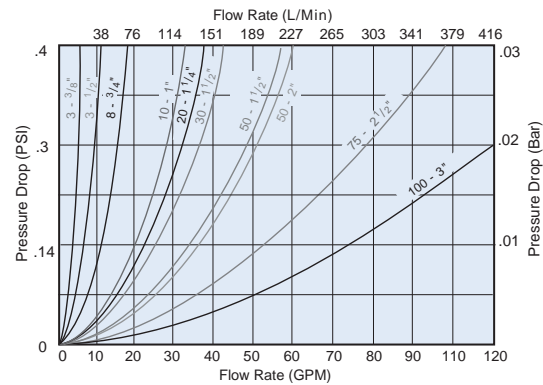
Features

Donaldson suction strainers are zinc-plated, with stainless steel mesh screens and rugged steel core centers epoxy bonded to heavy gauge connector and end caps. Suction strainers filter petroleum-based hydraulic fluids, phosphate esters, water glycols, lubricating oils, coolants, fuels and water in fluid reservoirs, sumps and similar applications. They are cleanable and reusable. Clean by swishing in non-caustic solvent, then blow dry from inner diameter to outer diameter with compressed air.

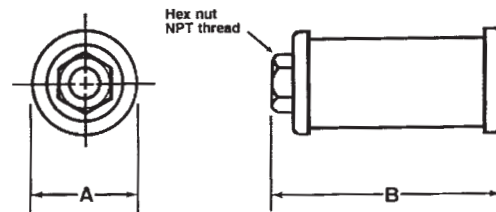
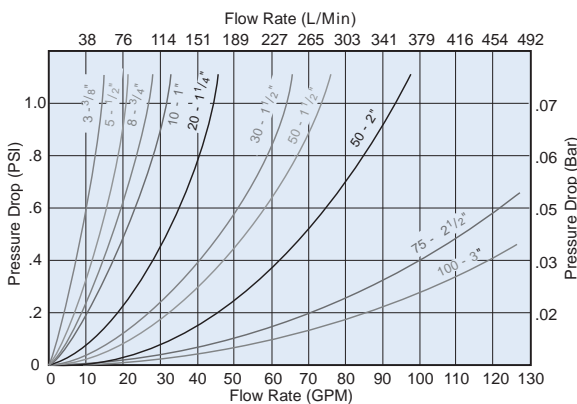
SEC 200-300



PEC 3-100



SEH/SEC 3-100



Note: PEC and SEH model strainers have hex nut style outlet fittings (pictured at top of page). SEC model strainers have pipe coupling style (round) outlet fittings. All styles have NPT threads inside.




	Donaldson Part No.	Description	Relief Valve Setting	Outlet Pipe Size	Wire Mesh Size	Dim. A	Dim. B	Screen Area (sq.in.)	Max. Flow (gpm)
NYLON FITTING	P562235	PEC-3-3/8-100	n/a	3/8" NPT	100	1.9	2.7	20	3
	P562240	PEC-5-1/2-100	n/a	1/2" NPT	100	1.9	4.3	25	5
	P562245	PEC-8-3/4-100	n/a	3/4" NPT	100	2.7	4.3	40	8
	P562246	PEC-8-3/4-100-RV3	3 psid	3/4" NPT	100	2.7	4.3	40	8
	P562244	PEC-8-1-100	n/a	1" NPT	100	2.7	4.3	40	8
	P562226	PEC-10-1-100	n/a	1" NPT	100	2.7	5.6	70	10
	P562227	PEC-10-1-100-RV3	3 psid	1" NPT	100	2.7	5.6	70	10
	P562228	PEC-20-1.1/4-100	n/a	1-1/4" NPT	100	3.4	5.6	128	20
	P562229	PEC-20-1.1/4-100-RV3	3 psid	1-1/4" NPT	100	3.4	5.6	128	20
	P562231	PEC-20-1.1/4-200	n/a	1-1/4" NPT	200	3.4	5.6	128	20
	P562232	PEC-30-1.1/2-100	n/a	1-1/2" NPT	100	3.4	5.6	128	30
	P562233	PEC-30-1.1/2-100-RV3	3 psid	1-1/2" NPT	100	3.4	5.6	128	30
	P562236	PEC-50-1.1/2-100	n/a	1-1/2" NPT	100	4	8	200	50
	P562237	PEC-50-1.1/2-100-RV3	3 psid	1-1/2" NPT	100	4	8	200	50
	P562238	PEC-50-2-100	n/a	2" NPT	100	4	10.4	200	50
	P562239	PEC-50-2-100-RV3	3 psid	2" NPT	100	4	10.4	200	50
	P562242	PEC-75-2.1/2-100	n/a	2-1/2" NPT	100	5.2	8.5	316	75
	P562243	PEC-75-2.1/2-100-RV3	3 psid	2-1/2" NPT	100	5.2	8.5	316	75
	P562223	PEC-100-3-100	n/a	3" NPT	100	5.2	10.9	379	100
	P562224	PEC-100-3-100-RV3	3 psid	3" NPT	100	5.2	10.9	379	100
P562225	PEC-100-3-100-SST	n/a	3" NPT	100	5.2	10.9	379	100	
STEEL FITTING	P562221	SEH-3-3/8-100	n/a	3/8" NPT	100	1.9	2.5	34	3
	P169012	SEH-5-1/2-100	n/a	1/2" NPT	100	2.63	3.1	62	5
	P563305	SEH-5-1/2-100-RV3	3 psid	1/2" NPT	100	2.7	3.1	62	5
	P169013	SEH-8-3/4-100	n/a	3/4" NPT	100	2.63	3.55	68	8
	P173910	SEH-8-3/4-100-RV3	3 psid	3/4" NPT	100	2.63	3.55	68	8
	P169014	SEH-10-1-100	n/a	1" NPT	100	2.63	5.35	110	10
	P173911	SEH-10-1-100-RV3	3 psid	1" NPT	100	2.63	5.35	110	10
	P169015	SEH-20-1.1/4-100	n/a	1-1/4" NPT	100	3.38	6.85	162	20
	P173912	SEH-20-1.1/4-100-RV3	3 psid	1-1/4" NPT	100	3.38	6.85	162	20
	P169016	SEH-30-1.1/2-100	n/a	1-1/2" NPT	100	3.38	8.01	225	30
	P173913	SEH-30-1.1/2-100-RV3	3 psid	1-1/2" NPT	100	3.38	8.01	225	30
	P169017	SEH-50-1.1/2-100	n/a	1-1/2" NPT	100	3.94	9.8	340	50
	P173914	SEH-50-1.1/2-100-RV3	3 psid	1-1/2" NPT	100	3.94	9.8	340	50
	P562222	SEH-50-1.1/2-60	n/a	1-1/2" NPT	60	3.94	9.8	340	50
	P169018	SEH-50-2-100	n/a	2" NPT	100	3.94	9.8	340	50
	P173915	SEH-50-2-100-RV3	3 psid	2" NPT	100	3.94	9.8	340	50
	P169019	SEC-75-2.1/2-100	n/a	2-1/2" NPT	100	5.12	10.1	400	75
	P173916	SEC-75-2.1/2-100-RV3	3 psid	2-1/2" NPT	100	5.12	10.1	400	75
	P169020	SEC-100-3-100	n/a	3" NPT	100	5.12	11.78	500	100
	P173917	SEC-100-3-100-RV3	3 psid	3" NPT	100	5.12	11.78	500	100
	P562211	SEC-100-3-60	n/a	3" NPT	60	5.12	11.78	500	100
	P562212	SEC-100-3-60-RV3	3 psid	3" NPT	60	5.12	11.78	500	100
	P562213	SEC-200-3-100	n/a	3" NPT	100	8.1	11.3	965	200
	P563304	SEC-200-3-100-RV3	3 psid	3" NPT	100	8.1	11.3	965	200
	P562214	SEC-300-4-100	n/a	4" NPT	100	8.1	15	1370	300
P562215	SEC-300-4-100-RV3	3 psid	4" NPT	100	8.1	15	1370	300	

Tank Mounted Strainers

Flow Range: 0-100 gpm / 0-380 lpm

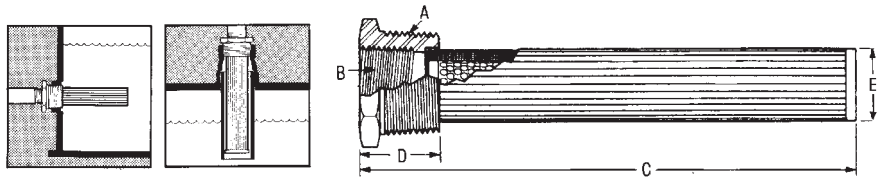
Outlet Port Size: 3/8" NPT to 1 1/4" NPT
or SAE-8 to SAE-20

140 Micron Stainless Steel Mesh
Steel SAE bushing
Cast iron NPT bushing
Operating temperatures to 250°F / 121°C
Relief valve available



Features

Tank mounted strainers offer easy installation. Access to reservoir interior is not needed. You can mount these units through a sidewall or through the tank top and into a standpipe.



Donaldson Part No.	Description	Relief Valve Setting	Wire Mesh Size	Dim. A	Dim. B	Dim. C	Dim. D	Dim. E	Screen Area (sq.in.)	Max. Flow (gpm)
P562270	TM-3-100	n/a	100	3/4" NPT	3/8" NPT	4	0.97	0.87	29	3
P562274	TM-5-100	n/a	100	1" NPT	1/2" NPT	5.34	1.06	1.17	35	5
P562275	TM-5-100-RV5	5 psid	100	1" NPT	1/2" NPT	5.34	1.06	1.17	35	5
P562256	TM-10-100	n/a	100	1-1/4" NPT	3/4" NPT	8.17	1.2	1.36	64	10
P562257	TM-10-100-RV5	5 psid	100	1-1/4" NPT	3/4" NPT	8.17	1.2	1.36	64	10
P562258	TM-10-60	n/a	60	1-1/4" NPT	3/4" NPT	8.17	1.2	1.36	64	10
P562259	TM-10-60-RV5	5 psid	60	1-1/4" NPT	3/4" NPT	8.17	1.2	1.36	64	10
P562260	TM-15-100	n/a	100	1-1/2" NPT	1" NPT	8.2	1.22	1.66	86	15
P562264	TM-15-100-RV5	5 psid	100	1-1/2" NPT	1" NPT	8.2	1.22	1.66	86	15
P562265	TM-15-200-RV5	5 psid	200	1-1/2" NPT	1" NPT	8.2	1.22	1.66	86	15
P562266	TM-25-100	n/a	100	2" NPT	1-1/4" NPT	9.04	1.35	2.12	125	25
P562267	TM-25-100-RV5	5 psid	100	2" NPT	1-1/4" NPT	9.04	1.35	2.12	125	25
P562268	TM-25-200-C=6.29"	n/a	200	2" NPT	1-1/4" NPT	6.29	1.35	2.12	80	15
P562269	TM-25-200-RV5	5 psid	200	2" NPT	1-1/4" NPT	9.04	1.35	2.12	125	25
P562271	TM-50-100	n/a	100	3" NPT	2" NPT	9.7	1.7	3	260	50
P562272	TM-50-100-RV3	3 psid	100	3" NPT	2" NPT	9.7	1.7	3	260	50
P562273	TM-50-100-RV5	5 psid	100	3" NPT	2" NPT	9.7	1.7	3	260	50
P563306	TM-100-100	n/a	100	4" NPT	3" NPT	11.3	1.8	4	315	100
P562255	TM-100-100-RV5	5 psid	100	4" NPT	3" NPT	11.3	1.8	4	315	100
P562253	STM-5-100	n/a	100	1-5/16" - 12 UN	3/4" - 16 UN	5.34	1.06	1.17	35	5
P562254	STM-5-100-RV5	5 psid	100	1-5/8" - 12 UN	3/4" - 16 UN	5.34	1.06	1.17	35	5
P562247	STM-10-100	n/a	100	1-5/8" - 12 UN	1-1/16" - 12 UN	8.17	1.2	1.36	64	10
P562248	STM-10-100-RV5	5 psid	100	1-5/8" - 12 UN	1-1/16" - 12 UN	8.17	1.2	1.36	64	10
P562249	STM-15-100	n/a	100	1-7/8" - 12 UN	1-5/16" - 12 UN	8.2	1.22	1.66	86	15
P562250	STM-15-100-RV5	5 psid	100	1-7/8" - 12 UN	1-5/16" - 12 UN	8.2	1.22	1.66	86	15
P562251	STM-25-100	n/a	100	2-1/2" - 12 UN	1-5/8" - 12 UN	9.04	1.35	2.12	125	25
P562252	STM-25-100-RV5	5 psid	100	2-1/2" - 12 UN	1-5/8" - 12 UN	9.04	1.35	2.12	125	25



Diffusers

Description:

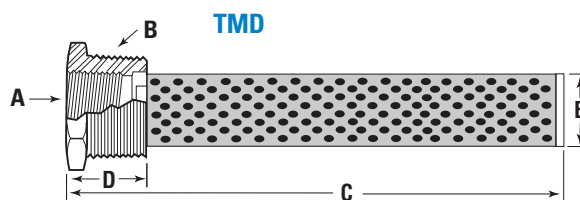
Perforated Steel
 Cast iron bushings (TMD-tank mount)
 Zinc-plated steel (DFD-return line)
 Operating temperatures to 250°F / 121°C

Flow Range: 0-450 gpm / 0-1,710 lpm



Features

Diffusers are highly effective in reducing aeration, foaming, turbulence and noise caused by return lines. Reservoir baffles can usually be eliminated, provided that the holes in the tube are positioned facing away from the pump suction inlet and below the reservoir oil level. Can be vertically or horizontally mounted with discharge side directed away from suction and preferably toward a tank wall or bottom.



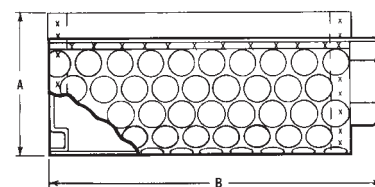
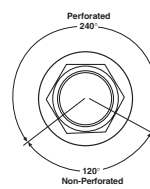
TMD - Tank Mount Diffusers

Donaldson Part No.	Desc.	Rated Flow gpm/l/min	Dim. A Pipe Size	Dim. B Pipe Size	C (in./mm)	D (in./mm)	E (in./mm)
P562281	TMD-5	5/19	1/2" NPT	1" NPT	5.34/135	1.06/28	1.17/29
P562282	TMD-10	10/38	3/4" NPT	1-1/4" NPT	8.17/207	1.2/30	1.36/34
P562283	TMD-15	15/59	1" NPT	1-1/2" NPT	8.2/208	1.22/31	1.66/42
P562284	TMD-25	25/95	1-1/4" NPT	2" NPT	9.04/229	1.35/34	2.12/53
P562285	TMD-50	50/189	2" NPT	3" NPT	9.7/246	1.7/43	3.0/76

DFD - Line Mount Diffusers

Donaldson Part No.	Desc.	Rated Flow gpm/l/min	Pipe Size	A (in./mm)	B (in./mm)
P562287	DFD-30	33/125	3/4" NPT	3.4/86.3	3.0/76
P562288	DFD-60	53/201	1" NPT	3.4/86.3	4.2/107
P562289	DFD-90	93/342	1-1/4" NPT	3.4/86.3	6.5/165
P562290	DFD-120	126/479	1-1/2" NPT	4.5/114.3	6.6/168
P562291	DFD-200	209/794	2" NPT	4.5/114.3	10.3/262
P562292	DFD-250	300/1140	2-1/2" NPT	5.25/133.4	13.0/330
P562293	DFD-300	450/1748	3" NPT	5.25/133.4	12.3/394

DFD



Accessories