

Stucchi USA

 stucchiusa.com/products/high-pressure-10000-psi/ivhp-series/



IVHP SERIES


[Contact Us for Pricing Information](#)

The **IVHP Thread-To-Connect** High Pressure **Series Coupler** features a threaded sleeve for connection/disconnection. Fabricated with hardened steel and nitrile seals, it offers higher burst pressure than competitors.

SKU: N/A Category: [High-Pressure-10000-PSI](#) Tags: [Industrial](#), [Mobile](#), [Oil & Gas](#), [Railroad](#), [Steel](#)

Speak to a Specialist:
[847-956-9720](#) or [Via Email](#)

Related Industries



Industrial



Mobile



Oil & Gas



Railroad



Steel

[Description Quick Specs](#)

Description

Enerpac / Hydraulic Jack, Parker 3000 Interchange

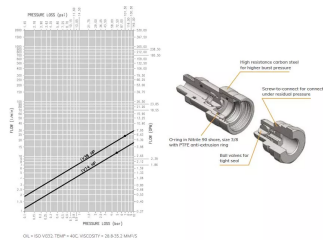
FEATURES

- Size range: 1/4" thru 3/8" Port options: NPT
- Interchanges with Enerpac/Hydraulic Jack, Parker 3000
- Working pressure: 700 bar/10,000 psi Threaded sleeve for connection/disconnection

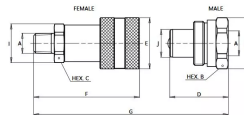
APPLICATIONS

Construction equipment Emergency cutting tools, hydraulic wrenches, tools

Pressure Drop



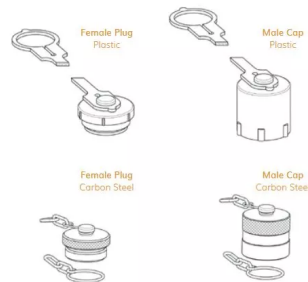
Size Diagram



IVHP Series Accessories Metal and Plastic Caps

DESCRIPTION	ORDER CODE
IVHP METAL CAPS	
CAP F. IV38HP	815605002
CAP M. IV38HP	815605003

CAP F. IV14HP	815605004
CAP M. IV14HP	815605005
IVHP PLASTIC CAPS	
CAP F. IV14HP BLACK PLASTIC	815603010
CAP M. IV14HP BLACK PLASTIC	815603011
CAP F. IV38HP BLACK PLASTIC	815603012
CAP M. IVHP38 BLACK PLASTIC	815603013



Additional information

Weight	N/A
Dimensions	N/A
Material	Carbon
Port Options	NPT
Valve Style	Poppet
Working Pressure	10,000
Body Size	1/4", 3/8"
Port Size	1/4", 3/8"
Port Option	NPT

Max Operating Pressure Coupled (PSI)	10150
Burst Pressure (PSI)	33570, 35000
Spillage (ml)	0.3, 0.31, 0.47, 0.49

Available Options:

Related products



[Read more](#)

APM SERIES

[Contact Us for Pricing Information](#)

Product Body Size [1/4"](#), [3/8"](#), [1/2"](#), [5/8"](#), [3/4"](#), [1"](#), [1 1/4"](#), [1 1/2"](#)

Product Material [Carbon](#)

Product Port Options [BSP](#), [JIC](#), [NPT](#), [ORFS](#), [SAE](#)

Product Port Size [3/8"](#), [1/2"](#), [5/8"](#), [3/4"](#), [1"](#), [1 1/4"](#), [1 1/2"](#)

Product Valve Style [Flat Face](#)

Product Working Pressure [Up to 5000](#)



[Read more](#)

ONE POSITION PLATE SERIES

[Contact Us for Pricing Information](#)

Product Body Size [1 1/2"](#)

Product Material [Carbon](#)

Product Port Options [NPT](#), [SAE](#)

Product Port Size [1 1/2"](#)

Product Valve Style [Flat Face](#)

Product Working Pressure [Up to 5000](#)



[Read more](#)

IRB | IRBO | IRBX SERIES

[Contact Us for Pricing Information](#)

Product Body Size [1/8"](#), [1/4"](#), [3/8"](#), [1/2"](#), [3/4"](#), [1"](#)

Product Material [Brass](#), [Carbon](#), [Stainless](#)

Product Port Options [BSP](#), [NPT](#)

Product Port Size [1/8"](#), [1/4"](#), [3/8"](#), [1/2"](#), [3/4"](#), [1"](#)

Product Valve Style [Poppet](#)

Product Working Pressure [Up to 5000](#)



[Read more](#)

A-PREMIER SERIES

[Contact Us for Pricing Information](#)

Product Body Size [1/8"](#), [1/4"](#), [3/8"](#), [1/2"](#), [5/8"](#), [3/4"](#), [1"](#), [1 1/4"](#), [1 1/2"](#)

Product Material [Carbon](#)

Product Port Options [JIC](#), [NPT](#), [ORFS](#), [SAE](#)

Product Port Size [1/8"](#), [1/4"](#), [3/8"](#), [1/2"](#), [5/8"](#), [3/4"](#), [1"](#), [1 1/4"](#), [1 1/2"](#)

Product Valve Style [Flat Face](#)

Product Working Pressure [Up to 5000](#), [5000-9000](#)