

Free flow nose to side check valve

Capacity:
40 gpm (160 L/min.)

Functional Group:
Products : Cartridges : Check : 2 Port : Free Flow Nose to Side

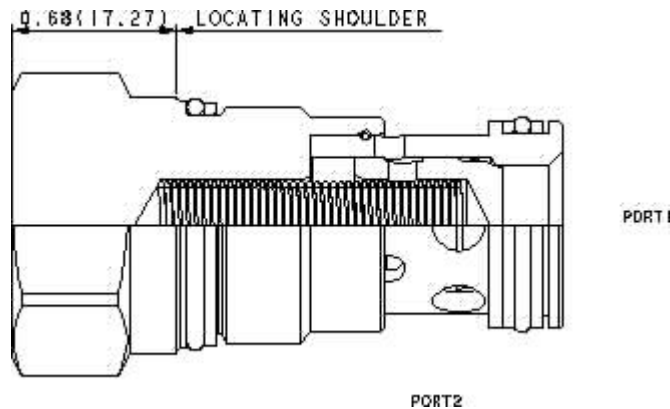
Model:
CXFA-XZN

Product Description

Free-flow, nose-to-side check valves are on/off circuit components that allow free flow from the inlet (port 1) to the outlet (port 2) and block flow in the opposite direction.



[Download](#)

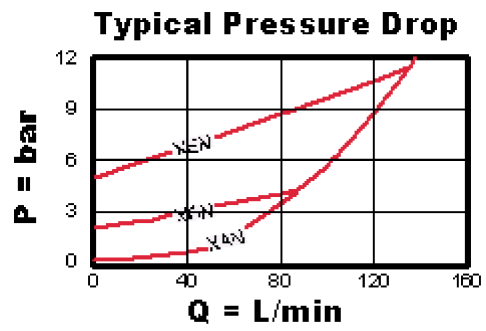
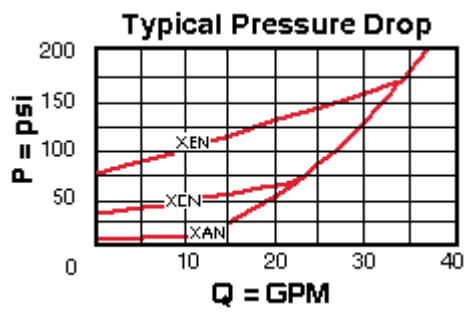


Technical Features

- Two-port check valves share the same cavity for a given frame size, however, pay close attention as flow paths may be in opposite directions.
- Will accept 5000 psi (350 bar) at ports 1 and 2.
- Check valves offer extremely low leakage rates with a maximum leakage of less than 1 drop per minute.
- Stainless steel cartridge options P or W are intended for use within corrosive environments with all external components manufactured in stainless steel or titanium. Internal working components remain the same as the standard valves.
- Incorporates the Sun floating style construction to minimize the possibility of internal parts binding due to excessive installation torque and/or cavity/cartridge machining variations.

Technical Data

	U.S. Units	Metric Units
Model Weight	0.41 lb.	0.19 kg.
Cavity	T-5A	
Capacity	40 gpm	160 L/min.
Maximum Operating Pressure	5000 psi	350 bar
Maximum Valve Leakage at 110 SUS (24 cSt)	1 drops/min.	0,07 cc/min.
Series (from Cavity)	Series 2	
Valve Hex Size	1 1/8 in.	28,6 mm
Valve Installation Torque	45 - 50 lbf ft	60 - 70 Nm
Seal Kits	Buna: 990-203-007	



CXFA-XZN

Control

Cracking Pressure

External Material/Seal Material

X Not Adjustable +0.00

Z 1 psi (0,07 bar) +3.00

N Buna-N +0.00

If the material/seal is P, the control must be X
 If the material/seal is W, the control must be X