

Free flow side to nose check valve

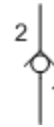
Capacity:
15 gpm (60 L/min.)

Functional Group:
Products : Cartridges : Check : 2 Port : Free Flow Side to Nose

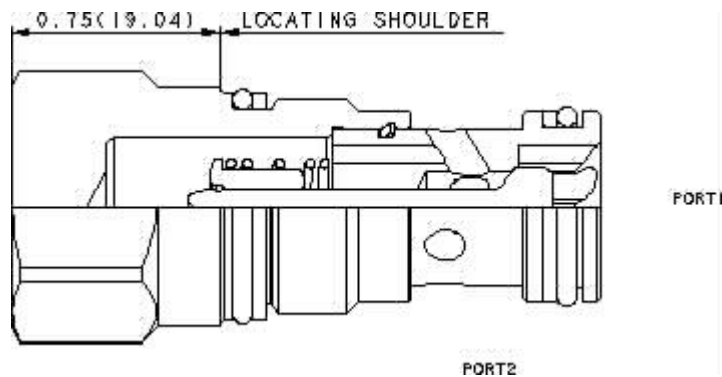
Model:
CXCD-XEN

Product Description

Free-flow, side-to-nose check valves are on/off circuit components that allow free flow from the inlet (port 2) to the outlet (port 1) and block flow in the opposite direction.



[Download](#)

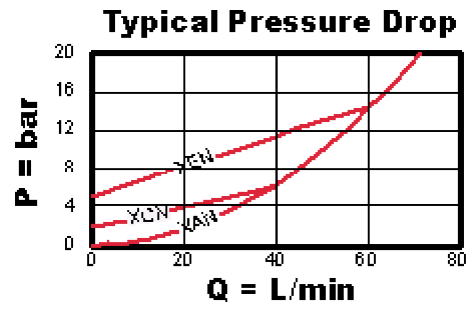
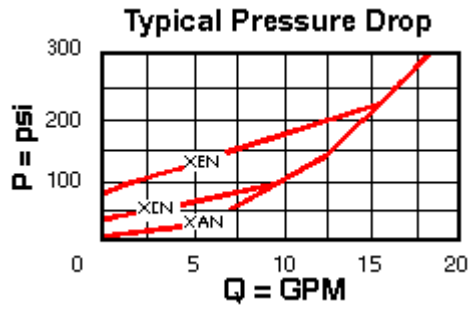


Technical Features

- Two-port check valves share the same cavity for a given frame size, however, pay close attention as flow paths may be in opposite directions.
- Check valves offer extremely low leakage rates with a maximum leakage of less than 1 drop per minute.
- Incorporates the Sun floating style construction to minimize the possibility of internal parts binding due to excessive installation torque and/or cavity/cartridge machining variations.
- These check valves are considered circuit savers for existing circuits where manifold drillings are incorrect. The capacity of side-to-nose (port 2 to port 1) 2-port check valves is approximately 30% less than preferred models with a nose-to-side (port 1 to port 2) flow path.
- Will accept 5000 psi (350 bar) at ports 1 and 2.

Technical Data

	U.S. Units	Metric Units
Model Weight	0.22 lb.	0.10 kg.
Cavity	T-13A	
Capacity	15 gpm	60 L/min.
Maximum Operating Pressure	5000 psi	350 bar
Maximum Valve Leakage at 110 SUS (24 cSt)	1 drops/min.	0,07 cc/min.
Series (from Cavity)	Series 1	
Valve Hex Size	7/8 in.	22,2 mm
Valve Installation Torque	30 - 35 lbf ft	45 - 50 Nm
Seal Kits	Buna: 990-010-007	
Seal Kits	Viton: 990-010-006	



CXCD-XEN

Control

Cracking Pressure

External Material/Seal Material

X Not Adjustable +0.00

E 75 psi (5 bar) +0.00

N Buna-N +0.00

If the material/seal is P, the control must be X
 If the material/seal is W, the control must be X