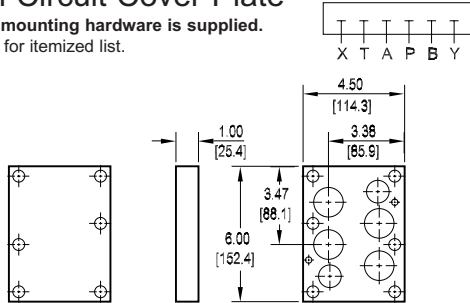


D08 Cover Plates

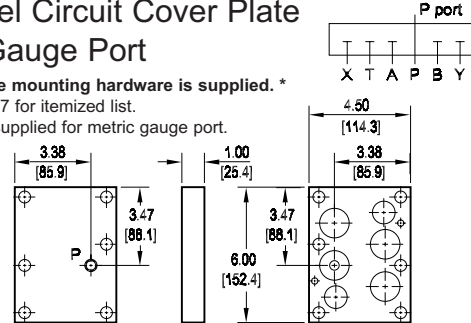
Parallel Circuit Cover Plate

Cover Plate mounting hardware is supplied.
See page 77 for itemized list.



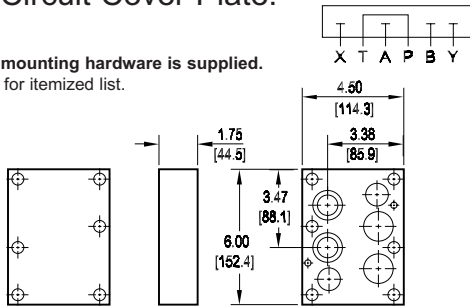
Parallel Circuit Cover Plate with Gauge Port

Cover Plate mounting hardware is supplied.*
See page 77 for itemized list.
* Plug not supplied for metric gauge port.



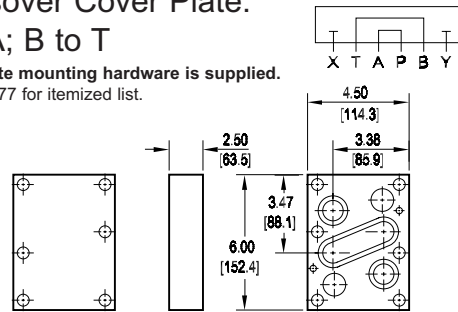
Series Circuit Cover Plate: P to T

Cover Plate mounting hardware is supplied.
See page 77 for itemized list.



Crossover Cover Plate: P to A; B to T

Cover Plate mounting hardware is supplied.
See page 77 for itemized list.



Specifications, descriptions, and dimensional data are subject to correction or change without notice or incurring obligation.
Download latest catalog page revisions at www.damanifolds.com.

Ordering Information

Material	Valve Pattern	Circuit	Gauge Port	Bolt Threads																																
<table border="1"> <thead> <tr> <th colspan="2">Material</th> </tr> </thead> <tbody> <tr> <td>A</td> <td>Aluminum - 6061-T6 CPP, CPS • 3000[†] psi • 20.7 MPa COP • 2000[†] psi • 10.3 MPa</td> </tr> <tr> <td>D</td> <td>Ductile Iron - D4512 CPP, CPS • 5000[†] psi • 34.5 MPa COP • 4000[†] psi • 20.7 MPa</td> </tr> <tr> <td colspan="2">[†] Working pressure should be considered in accordance with ISO 4413 to determine appropriate material type.</td> </tr> </tbody> </table>	Material		A	Aluminum - 6061-T6 CPP, CPS • 3000 [†] psi • 20.7 MPa COP • 2000 [†] psi • 10.3 MPa	D	Ductile Iron - D4512 CPP, CPS • 5000 [†] psi • 34.5 MPa COP • 4000 [†] psi • 20.7 MPa	[†] Working pressure should be considered in accordance with ISO 4413 to determine appropriate material type.		<table border="1"> <thead> <tr> <th colspan="2">Valve Pattern</th> </tr> </thead> <tbody> <tr> <td>D08</td> <td>ISO 4401-08-07 NFPA T3.5.1-D08 See Tech Information</td> </tr> </tbody> </table>	Valve Pattern		D08	ISO 4401-08-07 NFPA T3.5.1-D08 See Tech Information	<table border="1"> <thead> <tr> <th colspan="2">Circuit</th> </tr> </thead> <tbody> <tr> <td>CPP</td> <td>Parallel Circuit</td> </tr> <tr> <td>CPS</td> <td>Series Circuit</td> </tr> <tr> <td>COP</td> <td>Crossover Circuit (P to A, B to T)</td> </tr> </tbody> </table>	Circuit		CPP	Parallel Circuit	CPS	Series Circuit	COP	Crossover Circuit (P to A, B to T)	<table border="1"> <thead> <tr> <th colspan="2">Gauge Port</th> </tr> </thead> <tbody> <tr> <td colspan="2">Available with parallel circuit only. Omit if not required.</td> </tr> <tr> <td>G</td> <td>0.250 NPTF or 0.250 BSPT (M option)</td> </tr> </tbody> </table>	Gauge Port		Available with parallel circuit only. Omit if not required.		G	0.250 NPTF or 0.250 BSPT (M option)	<table border="1"> <thead> <tr> <th colspan="2">Bolt Threads</th> </tr> </thead> <tbody> <tr> <td colspan="2">Omit for inch (UNC) bolt kit.</td> </tr> <tr> <td>M</td> <td>Metric (ISO 6H) bolt kit</td> </tr> </tbody> </table>	Bolt Threads		Omit for inch (UNC) bolt kit.		M	Metric (ISO 6H) bolt kit
Material																																				
A	Aluminum - 6061-T6 CPP, CPS • 3000 [†] psi • 20.7 MPa COP • 2000 [†] psi • 10.3 MPa																																			
D	Ductile Iron - D4512 CPP, CPS • 5000 [†] psi • 34.5 MPa COP • 4000 [†] psi • 20.7 MPa																																			
[†] Working pressure should be considered in accordance with ISO 4413 to determine appropriate material type.																																				
Valve Pattern																																				
D08	ISO 4401-08-07 NFPA T3.5.1-D08 See Tech Information																																			
Circuit																																				
CPP	Parallel Circuit																																			
CPS	Series Circuit																																			
COP	Crossover Circuit (P to A, B to T)																																			
Gauge Port																																				
Available with parallel circuit only. Omit if not required.																																				
G	0.250 NPTF or 0.250 BSPT (M option)																																			
Bolt Threads																																				
Omit for inch (UNC) bolt kit.																																				
M	Metric (ISO 6H) bolt kit																																			