

ISO 16028 Interchange Couplings Flat Face



Flat Face

Series: "A" Premier

Interchange: ISO 16028

Flat face "A" series couplings are in accordance with ISO 16028. The interchangeability of size 10 is also in accordance with NFPA T3.20.15 (HTMA).

- Seals: Nitrile and Teflon anti-extrusion
- Nipple: hardened steel reduces brinnelling
- 12 to 20 balls to increase the male bearing points & decrease the brinelling effect
- Modular structure for multiple port option
- Lock system stops unwanted disconnect
- Exceeds impulse test of ISOA-7241 test

Overview

"A" series or Premier series offers higher pressure ratings, superior flow ratings, lower pressure drop compared to FIRG series or competitors products.

Applications

Flat face couplers are specifically designed for applications needing no-leak performance. The mating faces are easily cleaned before connecting, making it the ideal solution for limiting contamination in a hydraulic circuit. The design allows applications involving high pressure impulses in agriculture equipment, mobile construction equipment and general industrial plants. Non-spill design avoids fluid loss in connection and disconnection.

Options

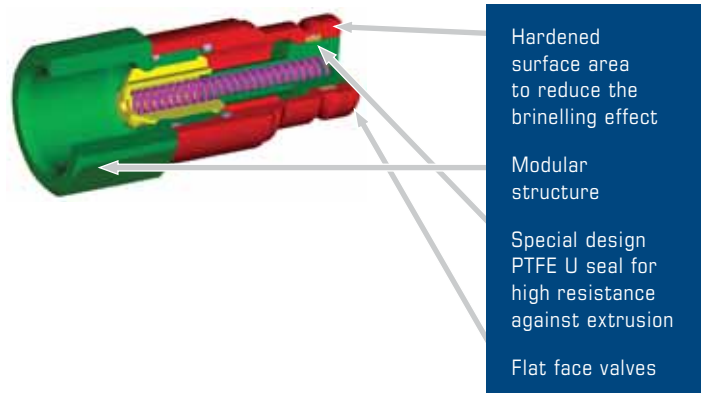

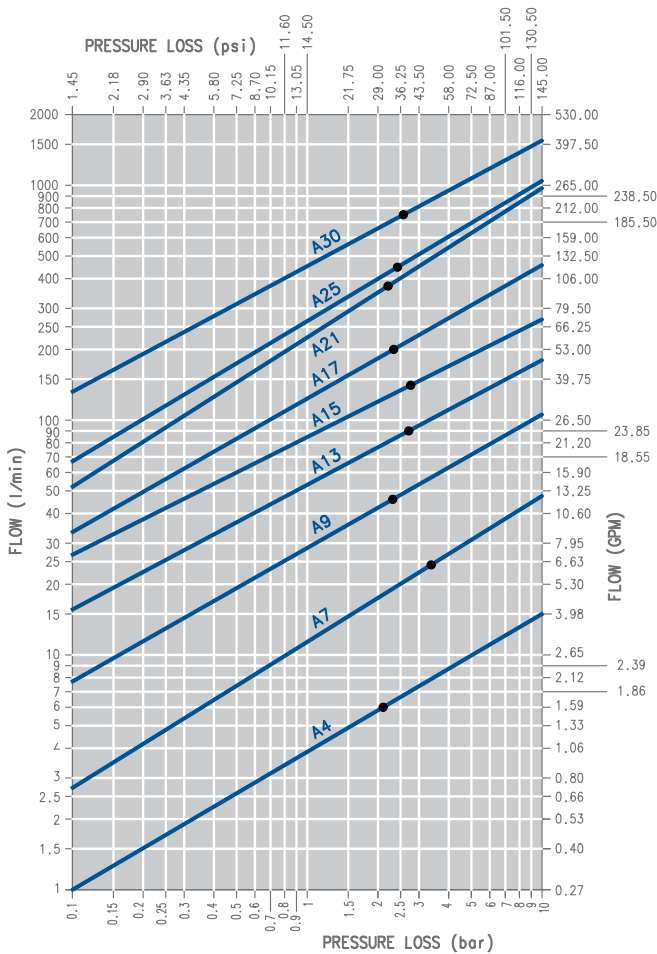
- Seals: Viton, EPDM, and Kalrez
- Threads: NPT, SAE, ORFS, JIC
- Multiple mounting options



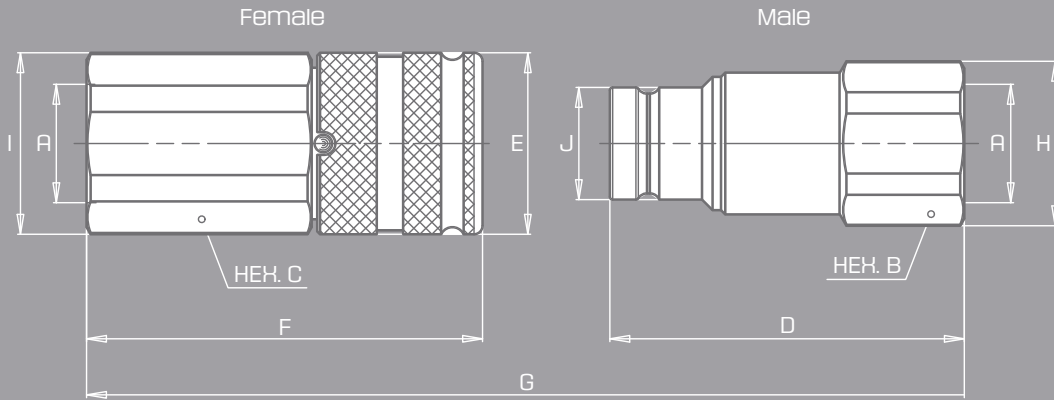


DESCRIPTION	SIZE	ISO SIZE	MAX. OPERATING PRESSURE COUPLED		BURST PRESSURE						SPILLAGE*
					COUPLED		MALE		FEMALE		
			MPa	psi	MPa	psi	MPa	psi	MPa	psi	
A4	1/8	-	42	6090	126	18270	126	18270	126	18270	0.001
A7	1/4	6.3	42	6090	126	18270	126	18270	126	18270	0.006
A9	3/8	10.0	35	5075	100	14500	100	14500	100	14500	0.012
A13	1/2	12.5	33	4785	100	14500	100	14500	100	14500	0.020
A15	5/8	16.0	33	4785	100	14500	100	14500	100	14500	0.026
A17	3/4	19.0	33	4785	100	14500	100	14500	100	14500	0.032
A21	1	25.0	30	4350	80	11600	80	11600	80	11600	0.035
A25	1 1/4	-	30	4350	80	11600	80	11600	80	11600	0.170
A30	1 1/2	-	27	3915	80	11600	80	11600	70	10150	0.050

* SPILLAGE IS AN INDICATIVE VALUE OF THE FLUID LOSS PER COUPLE-UNCUPLE CYCLE.



Flat Face: "A" Series Size Diagram



DESCRIPTION	BODY SIZE	A	UNIT	B	C	D	E	F	G	H	I	J	UNIT	WEIGHT	
														MALE	FEMALE
A4	1/8	1/8	mm	17.0	19.0	36.3	20.0	40.0	68.4	18.5	20.5	11.6	Kg	0.038	0.073
			inch	0.67	0.75	1.43	0.79	1.57	2.69	0.73	0.81	0.46	lb	0.08	0.16
A7	1/4	1/4	mm	22.0	27.0	47.9	28.0	53.1	90.2	23.8	29.0	16.1	Kg	0.088	0.187
			inch	0.87	1.06	1.89	1.10	2.09	3.55	0.94	1.14	0.63	lb	0.19	0.41
A9	3/8	3/8	mm	27.0	30.0	60.0	32.0	64.8	108.8	29.0	32.0	19.7	Kg	0.150	0.273
			inch	1.06	1.18	2.36	1.26	2.55	4.28	1.14	1.26	0.78	lb	0.33	0.60
A9	3/8	1/2	mm	27.0	30.0	62.5	32.0	69.8	116.3	29.0	32.0	19.7	Kg	0.138	0.278
			inch	1.06	1.18	2.46	1.26	2.75	4.58	1.14	1.26	0.78	lb	0.30	0.61
A13	1/2	1/2	mm	36.0	36.0	68.0	38.0	76.8	127.5	40.0	40.0	24.5	Kg	0.295	0.452
			inch	1.42	1.42	2.68	1.50	3.02	5.02	1.57	1.57	0.96	lb	0.65	1.00
A13	1/2	3/4	mm	36.0	36.0	70.5	38.0	83.8	137.0	40.0	40.0	24.5	Kg	0.273	0.469
			inch	1.42	1.42	2.78	1.50	3.30	5.39	1.57	1.57	0.96	lb	0.60	1.03
A15	5/8	3/4	mm	36.0	41.0	73.0	42.0	84.0	139.4	38.5	44.8	27.0	Kg	0.292	0.631
			inch	1.42	1.61	2.87	1.65	3.31	5.49	1.52	1.76	1.06	lb	0.64	1.39
A17	3/4	3/4	mm	46.0	46.0	83.7	48.0	95.8	157.5	49.8	49.8	30.0	Kg	0.535	0.960
			inch	1.81	1.81	3.30	1.89	3.77	6.20	1.96	1.96	1.18	lb	1.18	2.12
A17	3/4	1	mm	46.0	46.0	83.7	48.0	98.8	160.5	49.8	49.8	30.0	Kg	0.473	0.931
			inch	1.81	1.81	3.30	1.89	3.89	6.32	1.96	1.96	1.18	lb	1.04	2.05
A21	1	1	mm	55.0	55.0	96.8	55.0	104.8	178.6	59.8	59.8	36.0	Kg	0.900	1.430
			inch	2.17	2.17	3.81	2.17	4.13	7.03	2.35	2.35	1.42	lb	1.98	3.15
A21	1	1 1/4	mm	55.0	55.0	90.0	55.0	105.8	172.8	59.8	59.8	36.0	Kg	0.700	1.312
			inch	2.17	2.17	3.54	2.17	4.17	6.80	2.35	2.35	1.42	lb	1.54	2.89
A25	1 1/4	1	mm	55.0	55.0	105.0	65.0	125.1	206.8	59.8	65.0	44.0	Kg	1.105	2.100
			inch	2.17	2.17	4.13	2.56	4.93	8.14	2.35	2.56	1.73	lb	2.44	4.63
A25	1 1/4	1 1/4	mm	55.0	55.0	105.0	65.0	125.1	206.8	59.8	65.0	44.0	Kg	1.105	2.100
			inch	2.17	2.17	4.13	2.56	4.93	8.14	2.35	2.56	1.73	lb	2.44	4.63
A30	1 1/2	1 1/2	mm	65.0	65.0	111.1	80.0	132.4	214.9	69.8	82.0	57.0	Kg	1.665	3.140
			inch	2.56	2.56	4.37	3.15	5.21	8.46	2.75	3.23	2.24	lb	3.67	6.92



Interchange_NPT Thread | ISO 16028

PART	BODY SIZE	PORT SIZE	THREAD TYPE	ORDER CODE	PART DESCRIPTION
A PREMIER NPT THREAD					
COUPLER	1/8	1/8	NPT	801301002	F. A4 1/8 NPT
NIPPLE	1/8	1/8	NPT	801301003	M. A4 1/8 NPT
COUPLER	1/4	1/4	NPT	801301004	F. A7 1/4 NPT
NIPPLE	1/4	1/4	NPT	800801001	M. FIRG 14 NPT
COUPLER	3/8	3/8	NPT	801301006	F. A9 3/8 NPT
NIPPLE	3/8	3/8	NPT	801301005	M. A9 3/8 NPT
COUPLER	3/8	1/2	NPT	801301008	F. A9 1/2 NPT
NIPPLE	3/8	1/2	NPT	801301007	M. A9 1/2 NPT
COUPLER	1/2	1/2	NPT	801301010	F. A13 1/2 NPT
NIPPLE	1/2	1/2	NPT	801301009	M. A13 1/2 NPT
COUPLER	1/2	3/4	NPT	801301012	F. A13 3/4 NPT
NIPPLE	1/2	3/4	NPT	801301011	M. A13 3/4 NPT
COUPLER	5/8	3/4	NPT	801301014	F. A15 3/4 NPT
NIPPLE	5/8	3/4	NPT	801301013	M. A15 3/4 NPT
COUPLER	5/8	1	NPT	801301020	F. A15 1 NPT
NIPPLE	5/8	1	NPT	801301019	M. A15 1 NPT
COUPLER	3/4	3/4	NPT	801301030	F. A17 3/4 NPT
NIPPLE	3/4	3/4	NPT	801301031	M. A17 3/4 NPT
COUPLER	3/4	1	NPT	801301000	F. A17 1 NPT
NIPPLE	3/4	1	NPT	801301001	M. A17 1 NPT
COUPLER	1	1	NPT	801301028	F. A21 1 NPT
NIPPLE	1	1	NPT	801301029	M. A21 1 NPT
COUPLER	1	1 1/4	NPT	801301016	F. A21 114 NPT
NIPPLE	1	1 1/4	NPT	801301015	M. A21 114 NPT
COUPLER	1 1/4	1 1/4	NPT	801301034	F. A25 114 NPT
NIPPLE	1 1/4	1 1/4	NPT	801301035	M. A25 114 NPT
COUPLER	1 1/2	1 1/2	NPT	801301018	F. A30 112 NPT
NIPPLE	1 1/2	1 1/2	NPT	801301017	M. A30 112 NPT



COUPLER



NIPPLE

Skid Steer Applications_Custom Ports | Male Threads | ISO 16028

PART	BODY SIZE	PORT SIZE	THREAD TYPE	ORDER CODE	PART DESCRIPTION
A PREMIER JIC AND ORFS THREAD					
COUPLER	3/8	1/2	JIC BULKHEAD	801306014	F. A9 1/2 JIC BH
NIPPLE	3/8	1/2	JIC BULKHEAD	801306015	M. A9 1/2 JIC BH
COUPLER	1/2	1/2	JIC BULKHEAD	803306006	F. A13D 1/2 JIC BH
NIPPLE	1/2	1/2	JIC BULKHEAD	801306031	M. A13D 1/2 JIC BH
COUPLER	1/2	5/8	JIC BULKHEAD	803306000	F. A13D 5/8 JIC BH
NIPPLE	1/2	5/8	JIC BULKHEAD	801306017	M. A13 5/8 JIC BH
COUPLER	1/2	3/4	JIC BULKHEAD	801306024	F. A13 3/4 JIC BH
NIPPLE	1/2	3/4	JIC BULKHEAD	801306025	M. A13 3/4 JIC BH
COUPLER	3/4	3/4	JIC BULKHEAD	801306028	F. A17 3/4 JIC BH
NIPPLE	3/4	3/4	JIC BULKHEAD	801306029	M. A17 3/4 JIC BH
COUPLER	1/2	5/8	JIC INTERNAL	803706002	F. A13 TI 5/8 JIC INT
NIPPLE	1/2	5/8	JIC INTERNAL	803706003	M. A13 TI 5/8 JIC INT
COUPLER	1/2	5/8	ORFS BULKHEAD	803313000	F. A13D 5/8 ORFSBH
NIPPLE	1/2	5/8	ORFS BULKHEAD	801313001	M. A13 5/8 ORFSBH
COUPLER	1/2	3/4	ORFS BULKHEAD	803313002	F. A13D 3/4 ORFSBH
NIPPLE	1/2	3/4	ORFS BULKHEAD	801313005	M. A13 3/4 ORFSBH
COUPLER	1/2	1	ORFS BULKHEAD	803313004	F. A13D 1 ORFSBH
NIPPLE	1/2	1	ORFS BULKHEAD	801313007	M. A13 1 ORFSBH



ISO 16028 Interchange Couplings Flat Face



COUPLER



NIPPLE

Interchange_SAE Thread | ISO 16028

PART	BODY SIZE	PORT SIZE	THREAD TYPE	ORDER CODE	PART DESCRIPTION
A PREMIER SAE THREAD					
COUPLER	1/8	1/8	SAE	801304002	F. A4 3/16 SAE
NIPPLE	1/8	1/8	SAE	801304003	M. A4 3/16 SAE
COUPLER	1/4	3/8	SAE	801304004	F. A7 3/8 SAE
NIPPLE	1/4	3/8	SAE	800804001	M. FIRG 14 3/8 SAE
COUPLER	3/8	3/8	SAE	801304006	F. A9 3/8 SAE
NIPPLE	3/8	3/8	SAE	801304005	M. A9 3/8 SAE
COUPLER	3/8	1/2	SAE	801304008	F. A9 1/2 SAE
NIPPLE	3/8	1/2	SAE	801304007	M. A9 1/2 SAE
COUPLER	3/8	5/8	SAE	801304030	F. A9 5/8 SAE
NIPPLE	3/8	5/8	SAE	801304031	M. A9 5/8 SAE
COUPLER	1/2	1/2	SAE	803304004	F. A13 1/2 SAE
NIPPLE	1/2	1/2	SAE	801304035	M. A13 1/2 SAE
COUPLER	1/2	5/8	SAE	801304024	F. A13 5/8 SAE
NIPPLE	1/2	5/8	SAE	801304025	M. A13 5/8 SAE
COUPLER	1/2	3/4	SAE	801304010	F. A13 3/4 SAE
NIPPLE	1/2	3/4	SAE	801304009	M. A13 3/4 SAE
COUPLER	5/8	3/4	SAE	801304012	F. A15 3/4 SAE
NIPPLE	5/8	3/4	SAE	801304011	M. A15 3/4 SAE
COUPLER	3/4	3/4	SAE	801304028	F. A17 3/4 SAE
NIPPLE	3/4	3/4	SAE	801304029	M. A17 3/4 SAE
COUPLER	3/4	1	SAE	801304000	F. A17 1 SAE
NIPPLE	3/4	1	SAE	801304001	M. A17 1 SAE
COUPLER	1	1	SAE	801304038	F. A21 1 SAE
NIPPLE	1	1	SAE	801304039	M. A21 1 SAE
COUPLER	1	1 1/4	SAE	801304014	F. A21 114 SAE
NIPPLE	1	1 1/4	SAE	801304013	M. A21 114 SAE
COUPLER	1 1/4	1 1/4	SAE	801304042	F. A25 114 SAE
NIPPLE	1 1/4	1 1/4	SAE	801304043	M. A25 114 SAE
COUPLER	1 1/2	1 1/2	SAE	801304016	F. A30 112 SAE
NIPPLE	1 1/2	1 1/2	SAE	801304015	M. A30 112 SAE



Hand Tool Applications_Special Configuration | ISO 16028

PART	BODY SIZE	PORT SIZE	THREAD TYPE	ORDER CODE	PART DESCRIPTION
A PREMIER MALE SAE THREAD					
COUPLER	3/8	3/8	MALE SAE	803704004	F. A9 3/8 T30 SAE EXT
NIPPLE	3/8	3/8	MALE SAE	801304037	M. A9 3/8 SAE EXT
COUPLER	3/8	1/2	MALE SAE	803704006	F. A9 1/2 T30 SAE EXT
COUPLER	3/8	1/2	MALE SAE	801304032	F. A9 1/2 SAE EXT
NIPPLE	3/8	1/2	MALE SAE	801304033	M. A9 1/2 SAE EXT
A PREMIER FEMALE NPT THREAD					
COUPLER	3/8	3/8	FEMALE NPT	803601000	F. FIRG 3/8 T30 NPT
COUPLER	3/8	1/2	FEMALE NPT	803601002	F. FIRG 1/2 T30 NPT

