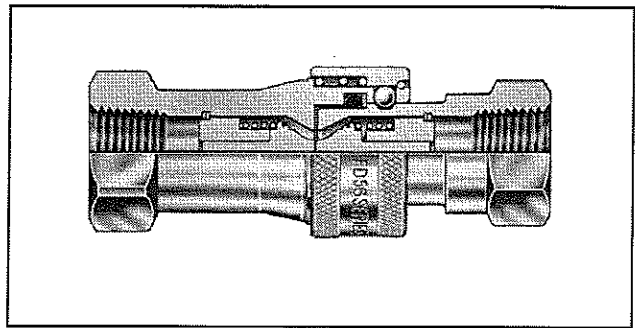
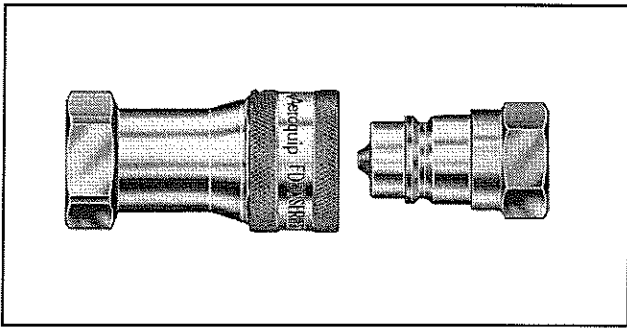




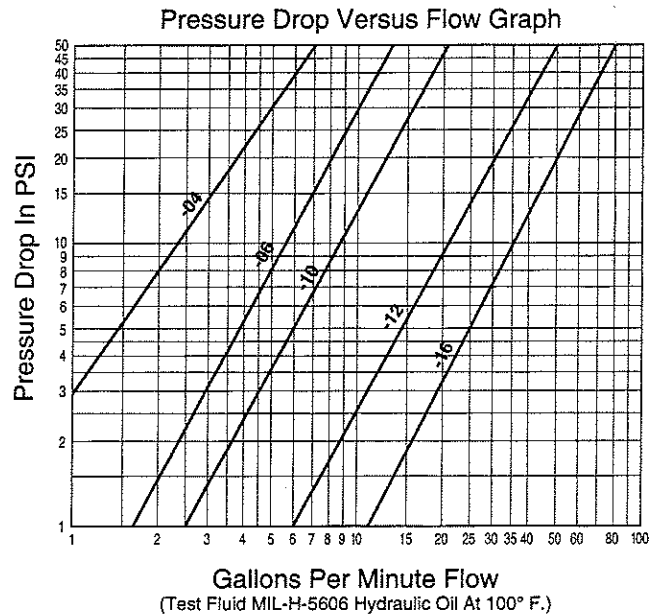
5600 Series/Industrial Interchange (Series A)



The 5600 Series general purpose coupling features a *PUSH-PULL™* latch and poppet valving in a low profile design. It is a favorite in North America and abroad.

- *PUSH-PULL™* ball latch design allows quick and easy connection and disconnection of fluid lines.
- Self-sealing poppet valve provides excellent high and low pressure sealing.
- Conforms dimensionally to ISO standard 7241/1 Series A.
- Streamlined valving provides minimum pressure drop.
- Standard seal materials – Buna-N, EPR and Viton.
- Standard body material – Zinc plated steel with Zinc poppet guides. (Brass poppet guide in -04 size.)

Flow Data



Physical Characteristics

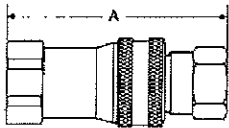
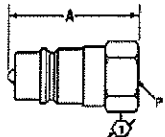
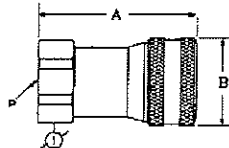
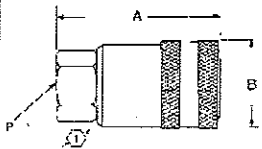
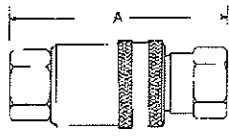
Coupling Size	Maximum Operating Pressure (psi)	Minimum Burst Pressure (psi)	Vacuum (in./Hg.)	Rated Flow (gpm)	Air Inclusion (cc. max.)	Fluid Loss (cc. max.)
-04	5,000	15,000	28	1	.50	.50
-06	4,000	12,000	28	6	1.5	1.3
-10	4,000	12,000	28	12	2.8	2.8
-12	4,000	12,000	28	28	10.0	8.2
-16	4,000	12,000	28	50	14.2	14.2



5600 Series	Coupling Size	Thread Size (P)	Dimensional Data			Part Number			Line Ref.			
			A	B		Buna-N	Viton	EPR				
Male Half Female Pipe/Valved 	-04	1/8-27	1.17		.56	5602-2-4S	FD56-1062-02-04	5644-2-4S	1			
	-04	1/4-18	1.24		.75	5602-4-4S	FD56-1062-04-04	5644-4-4S	2			
	-06	3/8-18	1.40		.88	5602-6-6S	FD56-1062-06-06	5644-6-6S	3			
	-10	1/2-14	1.89		1.06	5602-8-10S	FD56-1062-08-10	5644-8-10S	4			
	-10	3/4-14	2.03		1.38	5602-12-10S	FD56-1062-12-10	5644-12-10S	5			
	-12	3/4-14	2.28		1.38	5602-12-12S	FD56-1062-12-12	5644-12-12S	6			
	-16	1-11 1/2	2.77		1.62	5602-16-16S	FD56-1062-16-16	5644-16-16S	7			
									8			
Female Half Female Pipe/Valved 	-04	1/8-27	1.81	1.08	.88	5601-2-4S	FD56-1064-02-04	5643-2-4S	9			
	-04	1/4-18	1.81	1.08	.88	5601-4-4S	FD56-1064-04-04	5643-4-4S	10			
	-06	3/8-18	2.15	1.23	1.00	5601-6-6S	FD56-1064-06-06	5643-6-6S	11			
	-10	1/2-14	2.61	1.50	1.19	5601-8-10S	FD56-1064-08-10	5643-8-10S	12			
	-10	3/4-14	2.61	1.50	1.31	5601-12-10S	FD56-1064-12-10	5643-12-10S	13			
	-12	3/4-14	3.25	1.81	1.50	5601-12-12S	FD56-1064-12-12	5643-12-12S	14			
	-16	1-11 1/2	3.82	2.10	1.69	5601-16-16S	FD56-1064-16-16	5643-16-16S	15			
									16			
Complete Coupling Female Pipe/Valved 	-04	1/8-27	2.42			5600-2-4S	FD56-1065-02-04	5642-2-4S	17			
	-04	1/4-18	2.49			5600-4-4S	FD56-1065-04-04	5642-4-4S	18			
	-06	3/8-18	2.80			5600-6-6S	FD56-1065-06-06	5642-6-6S	19			
	-10	1/2-14	3.78			5600-8-10S	FD56-1065-08-10	5642-8-10S	20			
	-10	3/4-14	4.06			5600-12-10S	FD56-1065-12-10	5642-12-10S	21			
	-12	3/4-14	4.46			5600-12-12S	FD56-1065-12-12	5642-12-12S	22			
	-16	1-11 1/2	5.54			5600-16-16S	FD56-1065-16-16	5642-16-16S	23			
									24			
Male Half/Female Pipe Non-Valved <p>Will not operate with valved coupling halves. No valve actuator.</p>	-04	1/8-27	1.17		.56	FD56-1037-02-04	FD56-1037-02-04	FD56-1037-02-04	25			
	-04	1/4-18	1.24		.75	FD56-1037-04-04	FD56-1037-04-04	FD56-1037-04-04	26			
	-06	3/8-18	1.40		.88	FD56-1037-06-06	FD56-1037-06-06	FD56-1037-06-06	27			
	-10	1/2-14	1.89		1.06	FD56-1037-08-10	FD56-1037-08-10	FD56-1037-08-10	28			
	-10	3/4-14	2.03		1.38	FD56-1037-12-10	FD56-1037-12-10	FD56-1037-12-10	29			
	-12	3/4-14	2.28		1.38	FD56-1037-12-12	FD56-1037-12-12	FD56-1037-12-12	30			
	-16	1-11 1/2	2.77		1.62	FD56-1037-16-16	FD56-1037-16-16	FD56-1037-16-16	31			
									32			
Female Half/Female Pipe Non-Valved <p>Will not operate with valved coupling halves. No valve actuator.</p>	-04	1/8-27	1.81	1.08	.88	FD56-1225-02-04	FD56-1207-02-04	FD56-1204-02-04	33			
	-04	1/4-18	1.81	1.08	.88	FD56-1225-04-04	FD56-1207-04-04	FD56-1204-04-04	34			
	-06	3/8-18	2.15	1.23	1.00	FD56-1225-06-06	FD56-1207-06-06	FD56-1204-06-06	35			
	-10	1/2-14	2.61	1.50	1.19	FD56-1225-08-10	FD56-1207-08-10	FD56-1204-08-10	36			
	-10	3/4-14	2.61	1.50	1.31	FD56-1225-12-10	FD56-1207-12-10	FD56-1204-12-10	37			
	-12	3/4-14	3.25	1.81	1.50	FD56-1225-12-12	FD56-1207-12-12	FD56-1204-12-12	38			
	-16	1-11 1/2	3.82	2.10	1.69	FD56-1225-16-16	FD56-1207-16-16	FD56-1204-16-16	39			
									40			
Repair Kit									41			
Each kit will repair one male or female half.						-04			FF082-04†	FF092-04†	FF093-04†	42
						-06			FF082-06	FF092-06	FF093-06	43
						-10			FF082-10	FF092-10	FF093-10	44
						-12			FF082-12	FF092-12	FF093-12	45
						-16			FF082-16	FF092-16	FF093-16	46

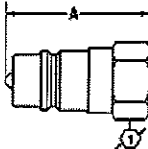
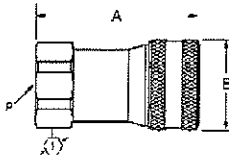
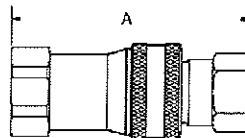
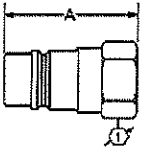
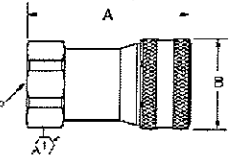
† This size repair kit contains an interface seal and back-up ring.



5600 Series	Coupling Size	Thread Size (P)	Dimensional Data			Part Number			Line Ref.	
			A	B	ϕ	Buna-N	Viton	EPR		
Complete Coupling/Non-Valved Female Pipe 	-04	1/8-27	2.42			FD56-1226-02-04	FD56-1208-02-04	FD56-1205-02-04	1	
	-04	1/4-18	2.49			FD56-1226-04-04	FD56-1208-04-04	FD56-1205-04-04	2	
	-06	3/8-18	2.80			FD56-1226-06-06	FD56-1208-06-06	FD56-1205-06-06	3	
	-10	1/2-14	3.78			FD56-1226-08-10	FD56-1208-08-10	FD56-1205-08-10	4	
	-10	3/4-14	4.06			FD56-1226-12-10	FD56-1208-12-10	FD56-1205-12-10	5	
	-12	3/4-14	4.46			FD56-1226-12-12	FD56-1208-12-12	FD56-1205-12-12	6	
	-16	1-11/2	5.54			FD56-1226-16-16	FD56-1208-16-16	FD56-1205-16-16	7	
									8	
Male Half/Female Pipe Pusher Style Valving  <p>Incorporates a pusher device to open mating valved coupling halves.</p>	-04	1/8-27	1.17		.56	FD56-1125-02-04	FD56-1125-02-04	FD56-1125-02-04	9	
	-04	1/4-18	1.24			.75	FD56-1125-04-04	FD56-1125-04-04	FD56-1125-04-04	10
	-06	3/8-18	1.40			.88	FD56-1125-06-06	FD56-1125-06-06	FD56-1125-06-06	11
	-10	1/2-14	1.89			1.06	FD56-1125-08-10	FD56-1125-08-10	FD56-1125-08-10	12
	-10	3/4-14	2.03			1.38	FD56-1125-12-10	FD56-1125-12-10	FD56-1125-12-10	13
	-12	3/4-14	2.28			1.38	FD56-1125-12-12	FD56-1125-12-12	FD56-1125-12-12	14
	-16	1-11/2	2.77			1.62	FD56-1125-16-16	FD56-1125-16-16	FD56-1125-16-16	15
										16
Female Half/Female Pipe Pusher Style Valving  <p>Incorporates a pusher device to open mating valved coupling halves.</p>	-04	1/8-27	1.81	1.08	.88	FD56-1123-02-04	FD56-1201-02-04	FD56-1196-02-04	17	
	-04	1/4-18	1.81	1.08	.88	FD56-1123-04-04	FD56-1201-04-04	FD56-1196-04-04	18	
	-06	3/8-18	2.15	1.23	1.00	FD56-1123-06-06	FD56-1201-06-06	FD56-1196-06-06	19	
	-10	1/2-14	2.61	1.50	1.19	FD56-1123-08-10	FD56-1201-08-10	FD56-1196-08-10	20	
	-10	3/4-14	2.61	1.50	1.31	FD56-1123-12-10	FD56-1201-12-10	FD56-1196-12-10	21	
	-12	3/4-14	3.25	1.81	1.50	FD56-1123-12-12	FD56-1201-12-12	FD56-1196-12-12	22	
	-16	1-11/2	3.82	2.10	1.69	FD56-1123-16-16	FD56-1201-16-16	FD56-1196-16-16	23	
									24	
Female Half/Female Pipe Connect Under Pressure Style 	-10	1/2-14	2.88	1.52	1.06	5651-8-10S	FD56-1070-08-10	565007-8-10S	25	
	-10	3/4-14	3.30	1.22	1.25	5651-12-10S	FD56-1070-12-10	565007-12-10S	26	
									27	
									28	
									29	
									30	
									31	
									32	
Complete Coupling/Female Pipe Connect Under Pressure Style 	-10	1/2-14	3.89			5650-8-10S	FD56-1071-08-10	565006-8-10S	33	
	-10	3/4-14	4.45			5650-12-10S	FD56-1071-12-10	565006-12-10S	34	
									35	
									36	
									37	
									38	
									39	
									40	
Repair Kit										
Each kit will repair one male or female half.										
	-04					FF082-04†	FF092-04†	FF093-04†	42	
	-06					FF082-06	FF092-06	FF093-06	43	
	-10					FF082-10	FF092-10	FF093-10	44	
	-12					FF082-12	FF092-12	FF093-12	45	
	-16					FF082-16	FF092-16	FF093-16	46	

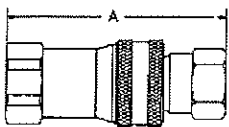
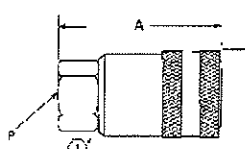
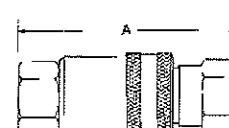



† This size repair kit contains an interface seal and back-up ring.



5600 Series	Coupling Size	Thread Size (P)	Dimensional Data			Part Number			Line Ref.
			A	B	ϕ	Buna-N	Viton	EPR	
Male Half Female SAE O-Ring/Valved 	-04	7/16-20	1.28		.62	5610-4-4S	FD56-1072-04-04	560078-4-4S	1
	-06	9/16-18	1.50		.88	5610-6-6S	FD56-1072-06-06	560078-6-6S	2
	-10	3/4-16	2.03		1.06	5610-8-10S	FD56-1072-08-10	560078-8-10S	3
	-10	7/8-14	2.08		1.12	5610-10-10S	FD56-1072-10-10	560078-10-10S	4
	-10	1 1/16-12	2.26		1.38	5610-12-10S	FD56-1072-12-10	560078-12-10S	5
	-12	1 1/16-12	2.55		1.38	5610-12-12S	FD56-1072-12-12	560078-12-12S	6
	-16	1 5/16-12	3.10		1.62	5610-16-16S	FD56-1072-16-16	560078-16-16S	7
									8
Female Half Female SAE O-Ring/Valved 	-04	7/16-20	1.81	1.08	.88	5608-4-4S	FD56-1074-04-04	FD56-1012-04-04	9
	-06	9/16-18	2.11	1.27	1.00	5608-6-6S	FD56-1074-06-06	FD56-1012-06-06	10
	-10	3/4-16	2.76	1.52	1.19	5608-8-10S	FD56-1074-08-10	FD56-1012-08-10	11
	-10	7/8-14	2.81	1.52	1.19	5608-10-10S	FD56-1074-10-10	FD56-1012-10-10	12
	-10	1 1/16-12	3.00	1.52	1.31	5608-12-10S	FD56-1074-12-10	FD56-1012-12-10	13
	-12	1 1/16-12	3.25	1.84	1.50	5608-12-12S	FD56-1074-12-12	FD56-1012-12-12	14
	-16	1 5/16-12	3.83	2.15	1.88	5608-16-16S	FD56-1074-16-16	FD56-1012-16-16	15
									16
Complete Coupling Female SAE O-Ring/Valved 	-04	7/16-20	2.53			5606-4-4S	FD56-1075-04-04	FD56-1009-04-04	17
	-06	9/16-18	2.84			5606-6-6S	FD56-1075-06-06	FD56-1009-06-06	18
	-10	3/4-16	3.78			5606-8-10S	FD56-1075-08-10	FD56-1009-08-10	19
	-10	7/8-14	3.88			5606-10-10S	FD56-1075-10-10	FD56-1009-10-10	20
	-10	1 1/16-12	4.24			5606-12-10S	FD56-1075-12-10	FD56-1009-12-10	21
	-12	1 1/16-12	4.46			5606-12-12S	FD56-1075-12-12	FD56-1009-12-12	22
	-16	1 5/16-12	5.54			5606-16-16S	FD56-1075-16-16	FD56-1009-16-16	23
									24
Male Half Female SAE O-Ring/Non-Valved 	-04	7/16-20	1.21	.72	.62	FD56-1221-04-04	FD56-1221-04-04	FD56-1221-04-04	25
	-06	9/16-18	1.42	.73	.88	FD56-1221-06-06	FD56-1221-06-06	FD56-1221-06-06	26
	-10	3/4-16	1.89	1.02	1.06	FD56-1221-08-10	FD56-1221-08-10	FD56-1221-08-10	27
	-10	7/8-14	1.94	1.07	1.12	FD56-1221-10-10	FD56-1221-10-10	FD56-1221-10-10	28
	-10	1 1/16-12	2.12	1.24	1.38	FD56-1221-12-10	FD56-1221-12-10	FD56-1221-12-10	29
	-12	1 1/16-12	2.28	1.21	1.38	FD56-1221-12-12	FD56-1221-12-12	FD56-1221-12-12	30
	-16	1 5/16-12	2.77	1.45	1.62	FD56-1221-16-16	FD56-1221-16-16	FD56-1221-16-16	31
									32
Female Half Female SAE O-Ring/Non-Valved 	-04	7/16-20	1.81	1.08	.88	5691-4-4S	FD56-1233-04-04	FD56-1209-04-04	33
	-06	9/16-18	2.11	1.27	1.06	5691-6-6S	FD56-1233-06-06	FD56-1209-06-06	34
	-10	3/4-16	2.76	1.52	1.25	5691-8-10S	FD56-1233-08-10	FD56-1209-08-10	35
	-10	7/8-14	2.81	1.52	1.25	5691-10-10S	FD56-1233-10-10	FD56-1209-10-10	36
	-10	1 1/16-12	3.00	1.52	1.38	5691-12-10S	FD56-1233-12-10	FD56-1209-12-10	37
	-12	1 1/16-12	3.25	1.84	1.50	5691-12-12S	FD56-1233-12-12	FD56-1209-12-12	38
	-16	1 5/16-12	4.09	2.15	1.88	5691-16-16S	FD56-1233-16-16	FD56-1209-16-16	39
									40
Repair Kit Each kit will repair one male or female half. † This size repair kit contains an interface seal and back-up ring.	-04					FF082-04†	FF092-04†	FF093-04†	42
	-06					FF082-06	FF092-06	FF093-06	43
	-10					FF082-10	FF092-10	FF093-10	44
	-12					FF082-12	FF092-12	FF093-12	45
	-16					FF082-16	FF092-16	FF093-16	46



QUICK DISCONNECT COUPLINGS

5600 Series	Coupling Size	Thread Size (P)	Dimensional Data			Part Number			Line Ref.	
			A	B	Ⓜ	Buna-N	Viton	EPR		
Complete Coupling Female SAE O-Ring/Non-Valved  Will not operate with valved coupling halves.	-04	7/16-20	2.53			5690-4-4S	FD56-1234-04-04	FD56-1210-04-04	1	
	-06	9/16-18	2.84			5690-6-6S	FD56-1234-06-06	FD56-1210-06-06	2	
	-10	3/4-16	3.78			5690-8-10	FD56-1234-08-10	FD56-1210-08-10	3	
	-10	7/8-14	3.88			5690-10-10S	FD56-1234-10-10	FD56-1210-10-10	4	
	-10	1 1/16-12	4.24			5690-12-10S	FD56-1234-12-10	FD56-1210-12-10	5	
	-12	1 1/16-12	4.46			5690-12-12S	FD56-1234-12-12	FD56-1210-12-12	6	
	-16	1 5/16-12	5.54			5690-16-16S	FD56-1234-16-16	FD56-1210-16-16	7	
									8	
Female Half/Female SAE O-Ring Connect Under Pressure 	-10	3/4-16	2.88	1.52	1.06	5668-8-10S	FD56-1081-8-10	565015-8-10S	9	
	-10	7/8-14	3.19	1.52	1.12	5668-10-10S	FD56-1081-10-10	565015-10-10S	10	
	-10	1 1/16-12	3.38	1.52	1.38	5668-12-10S	FD56-1081-12-10	565015-12-10S	11	
										12
										13
										14
Complete Coupling/Female SAE O-Ring Connect Under Pressure 	-10	3/4-16	3.88			5667-8-10S	FD56-1082-8-10	565014-8-10S	17	
	-10	7/8-14	4.25			5667-10-10S	FD56-1082-10-10	565014-10-10S	18	
	-10	1 1/16-12	4.62			5667-12-10S	FD56-1082-12-10	565014-12-10S	19	
										20
										21
										22
Repair Kit Each kit will repair one male or female half. †This size repair kit contains an inter-face seal and back-up ring.	-04					FF082-04†	FF092-04†	FF093-04†	26	
	-06					FF082-06	FF092-06	FF093-06	27	
	-10					FF082-10	FF092-10	FF093-10	28	
	-12					FF082-12	FF092-12	FF093-12	29	
	-16					FF082-16	FF092-16	FF093-16	30	
										31
Accessories Dust Cap 	-04					5657-4			32	
	-06					5657-6			33	
	-10					5657-10			34	
	-12					5657-12			35	
	-16					5657-16			36	
										37
Dust Plug 	-4					5659-4			37	
	-6					5659-6			38	
	-10					5659-10			39	
	-12					5659-12			40	
	-16					5659-16			41	
										42
Break Away Frame 	-10					5603			42	
										43
										44
										45
										46