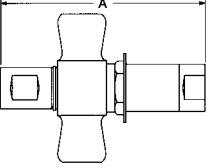
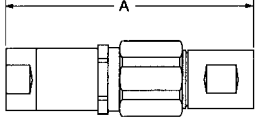
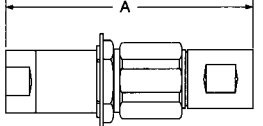


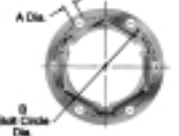




For component part number breakdown and service instructions, request bulletin JB41.

5100 Series	Coupling Size	Thread Size (P)	Dimensional Data				Part Number			Line Ref.		
			A	B	①	②	Buna-N	Viton**	EPR			
Complete Coupling With Flange/With Wing Nut/ Female Pipe 	-4	1/8-27	3.24				5100-4B			1		
	-6	1/4-18	4.11				5100-6B			2		
	-8	3/8-18	4.11				5100-8B			3		
	-10	1/2-14	5.21				5100-10B			4		
	-12	3/4-14	5.21				5100-12B			5		
	-16	1-11 1/2	5.99				5100-16B			6		
	-20	1 1/4-11 1/2	6.33				5100-20B			7		
	-24	1 1/2-11 1/2	6.54				5100-24B			8		
Complete Coupling Less Flange/With Hex Nut/ Female Pipe 	-4	1/8-27	3.20				5111-4B	FD51-1271-04	FD51-1273-04	9		
	-6	1/4-18	4.11				5111-6B	FD51-1271-06	FD51-1273-06	10		
	-8	3/8-18	4.11				5111-8B	FD51-1271-08	FD51-1273-08	11		
	-10	1/2-14	5.21				5111-10B	FD51-1271-10	FD51-1273-10	12		
	-12	3/4-14	5.21				5111-12B	FD51-1271-12	FD51-1273-12	13		
	-16	1-11 1/2	5.98				5111-16B	FD51-1271-16	FD51-1273-16	14		
	-20	1 1/4-11 1/2	6.31				5111-20B	FD51-1271-20	FD51-1273-20	15		
	-24	1 1/2-11 1/2	6.52				5111-24B	FD51-1271-24	FD51-1273-24	16		
Complete Coupling With Flange/With Hex Nut/ Female Pipe 	-4	1/8-27	3.20				5110-4B			17		
	-6	1/4-18	4.11				5110-6B			18		
	-8	3/8-18	4.11				5110-8B			19		
	-10	1/2-14	5.21				5110-10B			20		
	-12	3/4-14	5.21				5110-12B			21		
	-16	1-11 1/2	5.98				5110-16B			22		
	-20	1 1/4-11 1/2	6.31				5110-20B			23		
	-24	1 1/2-11 1/2	6.52				5110-24B			24		
Repair Kit Each kit will repair male and female halves.	-4						FF098-04	FF095-04	FF097-04	25		
	-6, -8						FF098-08	FF095-08	FF097-08	26		
	-10, -12						FF098-12	FF095-12	FF097-12	27		
	-16						FF098-16	FF095-16	FF097-16	28		
	-20						FF098-20	FF095-20	FF097-20	29		
	-24						FF098-24	FF095-24	FF097-24	30		
Accessories	Dust Cap with Chain*						Dust Cap with Chain	Dust Plug with Chain	6 Bolt Flange	31		
			-4					5100-S7-5	5100-S9-5		32	
			-6, -8						5100-S7-8	5100-S9-8		33
			-10, -12						5100-S7-12	5100-S9-12		34
			-16						5100-S7-16	5100-S9-16		35
			-20						5100-S7-20	5100-S9-20		36
			-24						5100-S7-24	5100-S9-24		37
											38	
											39	
	6 Bolt Flange† 	-4		.201	1.44					150-22-5	40	
-6, -8			.201	1.69					150-22-8	41		
-10, -12			.201	2.12					150-22-12	42		
-16			.201	2.38					150-22-16	43		
-20			.201	2.62					150-22-20	44		
-24			.201	3.25					5100-22-24S	45		

†6 Bolt Flange-holes equally spaced. (See "A" for bolt hole diameter, and "B" for bolt circle diameter).
 *To order caps and plugs without chain, order cap by part number 5100-32-(size) and plug by part number 5100-41-(size).
 **Viton is a DuPont trademark.