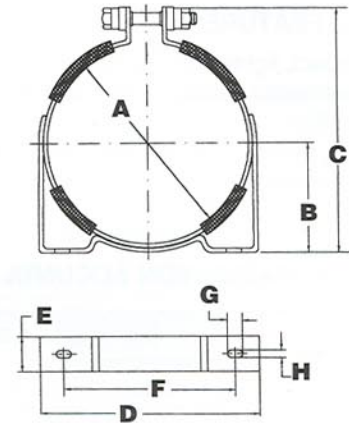


ACCESSORIES

- Can be used with all types of accumulators (Bladder, Piston, Diaphragm).
- Secure design provides independent mounting on installations.
- Galvanized to resist corrosion.
- Rubber insert provided to reduce mechanical vibration, and to compensate for shell manufacturing tolerances.
- Use one Bracket for sizes 1 Qt. thru 5 Gal. and two brackets for sizes 10 thru 15 Gal.
- Use one Saddle for sizes 1 Gal. and up.
- Use Mounting Brackets and Saddles for Vertical installations only.



STANDARD MOUNTING BRACKET

STANDARD BRACKET DIMENSIONS

Part No.	A	B	C	D	E	F	G	H
1QT-530	4.49	2.78	6.5	5.35	1.25	3.94	.5	.38
1-530	6.75	4.06	9.0	7.8	1.25	6.4	.70	.38

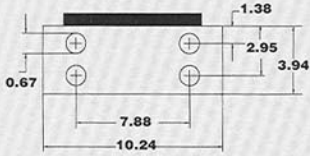
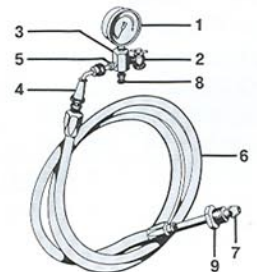
1QT-530 for 1 Quart Accumulators
 1-530 for 1 Gallon Accumulators

CHARGING AND GAUGING ASSEMBLY

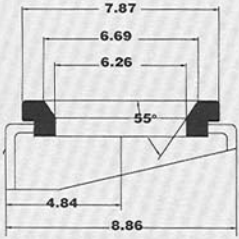
Part Number	Description
CG-3000 CG-5000	Charging and Gauging Assembly consists of 10' charging hose with standard right-hand thread nitrogen fitting.
CG-3014 CG-5014	Head Assembly consisting of adaptor incorporating tank valve, bleeder valve and air chuck (less gauge).
CG-3013 CG-5013	Gauging and Head Assembly consisting of head assembly plus gauge.

CHARGING AND GAUGING PARTS LIST

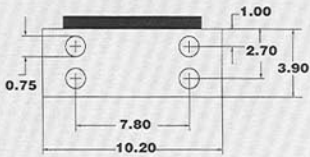
Description	Part No.	Description	Part No.
1-Gauge 3000#	CG-3001	6-Hose	CG-3007
2-Air Chuck	CG-3002	7-Gland	CG-3008
3-Adaptor	CG-3003	8-Bleeder Valve	CG-3009
4-Swivel Connection	CG-3004	9-Nut	CG-3011
5-Tank Valve	CG-3005		



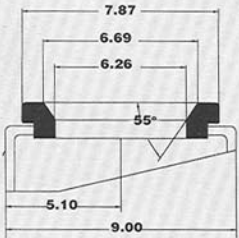
**MOUNTING SADDLE 2.5 - 15 GAL
3000 PSI**



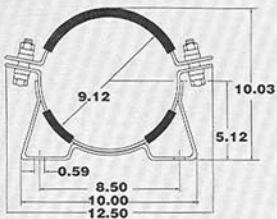
**P-N 2.5-531
MOUNTING SADDLE 2.5 - 15 GAL
3000 PSI**



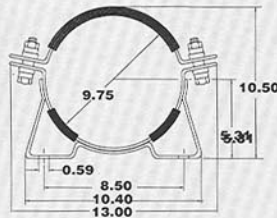
**MOUNTING SADDLE 2.5 - 15 GAL
5000 PSI**



**P-N 2.5-531
MOUNTING SADDLE 2.5 - 15 GAL
5000 PSI**



**P-N 2.5-530
MOUNTING BRACKET 2.5 - 15 GAL
3000 PSI**



**P-N 2.5-530
MOUNTING BRACKET 2.5 - 15 GAL
5000 PSI**